

SEABOARD MARINE OPTIMIST NORTH AMERICAN CHAMPIONSHIP 2015




Antigua Yacht Club | International Optimist Dinghy Association

Provisional as of 15:53 on July 12, 2015

Overall - YELLOW


















Sailed: 10, Discards: 1, To count: 9, Entries: 162, Scoring system: Appendix A


Rank	Flight	SailNumber	HelmsName	Nat	DOB	F / M	Q1	Q2	Q3	Q4	Q5	Q6	Q7	Q8	F1	F2	Total	Nett
1st	Yellow	SIN 116	Yi Nian Koh		Mar 02, 2001	M	2.0	2.0	1.0	2.0	6.0	2.0	(9.0)	1.0	1.0	1.0	27.0	18.0
2nd	Yellow	ISV 720	Teddy Nicolosi		Jul 20, 2000	M	2.0	1.0	5.0	2.0	3.0	1.0	1.0	3.0	7.0	(55.0 DSQ)	80.0	25.0
3rd	Yellow	ARG 3509	Massimo Contessi		Mar 01, 2000	M	1.0	5.0	8.0	3.0	2.0	(9.0)	2.0	1.0	4.0	2.0	37.0	28.0
4th	Yellow	CHI 437	Benjamín Fuenzalida		Mar 21, 2001	M	1.0	2.0	2.0	1.0	(19.0)	6.0	5.0	5.0	9.0	3.0	53.0	34.0
5th	Yellow	SIN 118	Daniel Ian Toh		Dec 25, 2001	M	3.0	4.0	8.0	15.0	3.0	1.0	7.0	3.0	3.0	(24.0)	71.0	47.0
6th	Yellow	SIN 119	Muhammad Daniel Kei Yazid		Nov 03, 2003	M	9.0 DPI	8.0	(15.0)	1.0	1.0	3.0	2.0	1.0	15.0	9.0	64.0	49.0
7th	Yellow	ANT 2	Rocco Falcone		Dec 27, 2000	M	1.0	12.0	3.0	1.0	4.0	4.0	7.0	11.0	8.0	(14.0)	65.0	51.0
8th	Yellow	USA 19631	Emma Cowles		Jul 21, 2000	F	3.0	4.0	9.0	3.0	13.0	2.0	3.0	9.0	5.0	(21.0)	72.0	51.0
9th	Yellow	USA 19630	Carmen Cowles		Jul 21, 2000	F	4.0	3.0	3.0	13.0	1.0	3.0	16.0	4.0	(31.0)	8.0	86.0	55.0
10th	Yellow	USA 18311	Zane Rogers		Aug 20, 2001	M	11.0	2.0	6.0	(16.0)	8.0	2.0	4.0	5.0	16.0	12.0	82.0	66.0
11th	Yellow	SIN 111	James Koh		Aug 17, 2001	M	2.0	1.0	2.0	(22.0)	7.0	5.0	9.0	14.0	13.0	15.0	90.0	68.0
12th	Yellow	USA 19781	Luke Amone		May 03, 2001	M	5.0	3.0	11.0	4.0	10.0	10.0	8.0	4.0	(55.0 BFD)	17.0	127.0	72.0
13th	Yellow	ISV 642	Mia Nicolosi		Jun 11, 2003	F	13.0	7.0	1.0	4.0	12.0	7.0	3.0	4.0	24.0	(55.0 UFD)	130.0	75.0

52nd	Yellow	ISV 917	Mateo DiBlasi		Sep 17, 2002	M	23.0	13.0	26.0	42.0	21.0	11.0	8.0	18.0	(55.0 BFD)	45.0	262.0	207.0
53rd	Yellow	CHI 617	Alfredo Urzua		May 07, 2002	M	35.0	45.0	23.0	8.0	6.0	9.0	21.0	17.0	46.0	(48.0)	258.0	210.0
54th	Yellow	CHI 454	Dante Parodi		Dec 27, 2002	M	49.0	16.0	19.0	17.0	9.0	10.0	21.0	21.0	(55.0 BFD)	51.0	268.0	213.0

Overall - BLUE





















Rank	Flight	SailNumber	HelmsName	Nat	DOB	F / M	Q1	Q2	Q3	Q4	Q5	Q6	Q7	Q8	F1	F2	Total	Nett
1st	Blue	BER 1099	Adam Larson		May 28, 2001	M	16.0	14.0	17.0	21.0	(43.0)	16.0	26.0	19.0	1.0	16.0	189.0	146.0
2nd	Blue	CHI 208	Sebastian Ducasse S.		Jun 20, 2002	M	(52.0)	6.0	16.0	42.0	12.0	14.0	33.0	14.0	16.0	6.0	211.0	159.0
3rd	Blue	ARG 3574	Jose Augusto Rother		May 10, 2002	M	17.0	16.0	27.0	30.0	(31.0)	18.0	25.0	20.0	2.0	5.0	191.0	160.0
4th	Blue	ARG 3213	Tobías Andina		Aug 26, 2000	M	34.0	34.0	6.0	26.0	(39.0)	23.0	15.0	11.0	11.0	1.0	200.0	161.0
5th	Blue	CHI 460	Sebastian Fuenzalida C.		Sep 04, 2002	M	(29.0)	24.0	21.0	19.0	11.0	10.0	20.0	19.0	15.0	26.0	194.0	165.0
6th	Blue	ISV 460	Lake Sanford		Mar 04, 2003	M	25.0	(38.0)	12.0	17.0	14.0	17.0	12.0	28.0	10.0	31.0	204.0	166.0
7th	Blue	JPN 3125	Hana Perkins		Jul 19, 2001	F	20.0	29.0	20.0	10.0	13.0	28.0	(30.0)	25.0	14.0	19.0	208.0	178.0
8th	Blue	USA 18314	Ripley Shelley		Apr 26, 2001	M	26.0	22.0	(40.0)	19.0	14.0	34.0	11.0	35.0	4.0	14.0	219.0	179.0
9th	Blue	USA 20497	Alexander Gonzalez		Jun 11, 2002	M	(31.0)	17.0	25.0	26.0	18.0	28.0	20.0	24.0	8.0	13.0	210.0	179.0
10th	Blue	ARG 3248	Malena Sciarra		Sep 26, 2002	F	24.0	20.0	35.0	6.0	28.0	22.0	27.0	9.0	(36.0)	10.0	217.0	181.0
11th	Blue	USA 15510	Nicolas Martin		Dec 22, 2000	M	19.0	35.0	22.0	22.0	30.0	20.0	22.0	15.0	(55.0 BFD)	2.0	242.0	187.0
12th	Blue	NZL 4401	Harry Corston		Oct 08, 2001	M	23.0	10.0	15.0	20.0	35.0	32.0	27.0	6.0	(55.0 BFD)	20.0	243.0	188.0
13th	Blue	ARG 3495	Santiago Noe		Apr 22, 2002	M	26.0	15.0	8.0	11.0	29.0	(49.0)	28.0	32.0	29.0	17.0	244.0	195.0
14th	Blue	MEX 800	JUAN PABLO RIVAS GUERRERO		Mar 31, 2000	M	6.0	19.0	30.0	22.0	38.0	40.0	33.0	5.0	3.0	(55.0 UFD)	251.0	196.0


Rank	Color	Country	Name	Flag	Date	Gender	W1	W2	W3	W4	W5	W6	W7	W8	W9	W10	W11	W12
15th	Blue	LCA 198	Guillaume Chevrier		Jul 14, 2001	M	37.0	38.0	(40.0)	12.0	10.0	11.0	23.0	31.0	21.0	15.0	238.0	198.0
16th	Blue	COL 1316	simon gomez		Jul 10, 2001	M	15.0	30.0	28.0	9.0	25.0	14.0	20.0	15.0	(55.0 BFD)	44.0	255.0	200.0
17th	Blue	ARG 3415	Felipe Cosentino		Apr 05, 2000	M	6.0	11.0	17.0	25.0	32.0	45.0	7.0	(55.0 BFD)	55.0 BFD	3.0	256.0	201.0
18th	Blue	NZL 4239	Will Wright		Dec 18, 2003	M	16.0	26.0	25.0	(35.0)	33.0	27.0	29.0	20.0	5.0	22.0	238.0	203.0
19th	Blue	BER 1001	Micah Thomas-Raynor		Oct 04, 2001	M	18.0	(42.0)	33.0	7.0	36.0	36.0	18.0	27.0	6.0	28.0	251.0	209.0
20th	Blue	USA 20548	Paul Houston		Sep 04, 2002	M	23.0	21.0	(48.0)	31.0	28.0	26.0	25.0	27.0	22.0	8.0	259.0	211.0
21st	Blue	MEX 858	SOFIA FABRE GARCIA		Jun 22, 2001	F	20.0	19.0	11.0	34.0	27.0	29.0	(49.0)	26.0	33.0	12.0	260.0	211.0
22nd	Blue	USA 20797	Stephan Baker		Apr 29, 2004	M	21.0	31.0	5.0	24.0	14.0	21.0	45.0	29.0	(55.0 BFD)	24.0	269.0	214.0
23rd	Blue	AHO 66	Darius Berenos		Nov 21, 2001	M	26.0	32.0	10.0	31.0	22.0	22.0	19.0	(35.0)	31.0	21.0	249.0	214.0
24th	Blue	BRA 3528	Rafael Servaes		Nov 15, 2000	M	31.0	14.0	14.0	29.0	23.0	16.0	28.0	27.0	(55.0 BFD)	32.0	269.0	214.0
25th	Blue	BRA 3765	Victor De Marchi		Oct 02, 2001	M	12.0	31.0	31.0	28.0	27.0	17.0	5.0	11.0	(55.0 BFD)	55.0 UFD	272.0	217.0
26th	Blue	SUI 1700	Alexander Hubmann		Nov 20, 2001	M	36.0	43.0	10.0	44.0	20.0	34.0	24.0	7.0	(55.0 BFD)	4.0	277.0	222.0
27th	Blue	BRA 3888	Marina Hutzler		Oct 30, 2001	F	24.0	(44.0)	21.0	24.0	37.0	21.0	35.0	22.0	30.0	11.0	269.0	225.0
28th	Blue	PER 268	Mateo Parodi		Mar 15, 2003	M	39.0	33.0	33.0	21.0	17.0	12.0	35.0	21.0	(55.0 BFD)	18.0	284.0	229.0
29th	Blue	BRA 3854	Stefano Geronimi		Dec 04, 2001	M	32.0	11.0	14.0	18.0	16.0	24.0	43.0	34.0	(55.0 BFD)	43.0	290.0	235.0
30th	Blue	ARG 3499	Charo Menedez		Aug 30, 2001	F	32.0	24.0	30.0	35.0	32.0	23.0	(38.0)	16.0	37.0	9.0	276.0	238.0
31st	Blue	BER 1234	Felix Cutler		Jun 14, 2002	M	8.0	33.0	38.0	8.0	28.0	(47.0)	45.0	37.0	20.0	23.0	287.0	240.0
32nd	Blue	BRA 3343	Matheus Azevedo		Apr 09, 2001	M	45.0	23.0	13.0	28.0	33.0	15.0	44.0	31.0	12.0	(55.0 UFD)	299.0	244.0
33rd	Blue	BRA 3551	Luiz Otávio Correia		Jul 04, 2002	M	27.0	18.0	19.0	30.0	48.0	38.0	33.0	18.0 DPI	13.0	(55.0 UFD)	299.0	244.0
34th	Blue	ISV 312	Mathieu Dale		Mar 12,	M	36.0	32.0	28.0	12.0	36.0	37.0	21.0	37.0	7.0	(42.0)	288.0	246.0

54th	Blue	CAN 1629	Teddy Horangic		Nov 23, 2000	F	22.0	27.0	42.0	31.0	26.0	43.0	32.0	24.0	(55.0 BFD)	55.0 UFD	357.0	302.0
------	------	----------	----------------	--	--------------	---	------	------	------	------	------	------	------	------	------------	----------	-------	-------

Overall - RED

Rank	Flight	SailNumber	HelmsName	Nat	DOB	F / M	Q1	Q2	Q3	Q4	Q5	Q6	Q7	Q8	F1	F2	Total	Nett
1st	Red	CAY 3023	Allena Rankine		Mar 23, 2000	F	34.0	36.0	(45.0)	29.0	38.0	42.0	37.0	18.0	2.0	2.0	283.0	238.0
2nd	Red	MEX 889	RENEE GALICIA MARTINEZ		Jul 02, 2002	F	17.0	40.0	39.0	23.0	(45.0)	35.0	28.0	42.0	23.0	11.0	303.0	258.0
3rd	Red	ARG 3570	Gerónimo Pozzi Alcón		Feb 27, 2004	M	30.0	40.0	45.0	27.0	21.0	32.0	(47.0)	43.0	8.0	16.0	309.0	262.0
4th	Red	NZL 4466	Albert Stanley		Nov 08, 2001	M	24.0	20.0	41.0	40.0	43.0	36.0	17.0	41.0	(55.0 BFD)	3.0	320.0	265.0
5th	Red	BRA 3878	Lars Kunath		Mar 15, 2003	M	33.0	38.0	36.0	(55.0 BFD)	51.0	26.0	36.0	28.0	6.0	12.0	321.0	266.0
6th	Red	LCA 8	Danny Dillon		Jun 11, 2001	M	34.0	36.0	37.0	33.0	39.0	(55.0 DSQ)	44.0	36.0	9.0	8.0	331.0	276.0
7th	Red	MEX 880	MONICA DANIELA RIVAS GUERRERO		Feb 23, 2002	F	30.0	(49.0)	44.0	32.0	42.0	31.0	41.0	38.0	3.0	19.0	329.0	280.0
8th	Red	CAN 1630	Helen Horangic		Jul 02, 2002	F	43.0	37.0	46.0	36.0	(49.0)	19.0	42.0	33.0	7.0	24.0	336.0	287.0
9th	Red	BER 1939	Jordan Etemadi		Dec 28, 2002	M	42.0	(52.0)	32.0	33.0	47.0	39.0	49.0	26.0	21.0	4.0	345.0	293.0
10th	Red	ARG 3497	Rocío Aparicio		Jan 25, 2000	F	44.0	28.0	28.0	44.0	41.0	(47.0)	47.0	36.0	16.0	10.0	341.0	294.0
11th	Red	BRA 3887	Tiago Soares		Apr 04, 2002	M	36.0	39.0	32.0	29.0	35.0	41.0	37.0	32.0	14.0	(55.0 BFD)	350.0	295.0
12th	Red	CAN 1563	Jack Groves		Jun 11, 2002	M	43.0	26.0	(47.0)	35.0	29.0	37.0	42.0	40.0	13.0	33.0	345.0	298.0
13th	Red	ISV 724	Steven Hardee		Nov 13, 2003	M	25.0	44.0	46.0	(52.0)	45.0	33.0	40.0	31.0	29.0	6.0	351.0	299.0
14th	Red	BRA 3481	Vitor Paim		Jan 08, 2002	M	43.0	27.0	12.0	47.0	44.0	46.0	36.0	30.0	(55.0 BFD)	15.0	355.0	300.0
15th	Red	LCA 4	Adoni Modeste		Jan 15, 2000	M	(48.0)	47.0	48.0	33.0	34.0	39.0	39.0	44.0	4.0	13.0	349.0	301.0
16th	Red	ARG 3545	Matías Medrano Pizarro		Apr 16, 2001	M	41.0	46.0	27.0	43.0	42.0	19.0	44.0	(51.0)	26.0	17.0	356.0	305.0

17th	Red	CAN 1299	Dale Whitmore		Jun 07, 2001	M	40.0	45.0	35.0	28.0	37.0	47.0	(55.0 DPI)	55.0 DNF	11.0	9.0	362.0	307.0
18th	Red	BRA 3572	Ana Luiza Caetano		Nov 18, 2002	F	(53.0)	49.0	37.0	40.0	48.0	37.0	47.0	33.0	10.0	7.0	361.0	308.0
19th	Red	USA 15436	Julia Johansson		Jun 20, 2001	F	(55.0 DNC)	55.0 DNC	55.0 DNC	55.0 DNC	55.0 DNC	55.0 DNC	10.0	22.0	1.0	1.0	364.0	309.0
20th	Red	MEX 925	JAIME ZUNZUNEGUI ESCANDON		May 25, 2003	M	47.0	21.0	(55.0 DNC)	36.0	49.0	46.0	32.0	42.0	17.0	21.0	366.0	311.0
21st	Red	AHO 10	Bas van der Gulik		Aug 28, 2002	M	47.0	43.0	32.0	41.0	40.0	30.0	30.0	38.0	(55.0 BFD)	14.0	370.0	315.0
22nd	Red	CAN 1459	Catherine Savard		Feb 25, 2001	F	37.0	41.0	39.0	44.0	44.0	(48.0)	27.0	38.0	27.0	18.0	363.0	315.0
23rd	Red	ANT 4	GILES DE JAGER		Jul 31, 2002	M	40.0	35.0	29.0	15.0	31.0	40.0	(49.0)	43.0	40.0	43.0	365.0	316.0
24th	Red	USA 18083	Owen Hennessey		May 30, 2002	M	40.0	41.0	41.0	48.0	53.0	29.0	34.0	(55.0 BFD)	12.0	20.0	373.0	318.0
25th	Red	ARG 3140	Máximo Videla		Feb 14, 2004	M	38.0	47.0	36.0	(48.0)	27.0	43.0	39.0	48.0	15.0	26.0	367.0	319.0
26th	Red	CAN 1391	Colin Davies		Jul 14, 2001	M	41.0	30.0	34.0	43.0	42.0	(50.0)	34.0	47.0	19.0	29.0	369.0	319.0
27th	Red	CAN 1546	Eric Omielan		Dec 06, 2002	M	42.0	(51.0)	26.0	27.0	39.0	24.0	51.0	45.0	34.0	36.0	375.0	324.0
28th	Red	ISV 204	Victoria Flatley		Feb 04, 2002	F	37.0	36.0	43.0	21.0	34.0	34.0	41.0	(46.0)	35.0	44.0	371.0	325.0
29th	Red	AHO 88	Bruno Brouwers		Aug 22, 2002	M	22.0	39.0	38.0	51.0	41.0	46.0	41.0	26.0	(55.0 BFD)	22.0	381.0	326.0
30th	Red	ARG 3609	Lucía Miranda		Jun 13, 2001	F	39.0	44.0	(50.0)	38.0	26.0	49.0	40.0	30.0	30.0	32.0	378.0	328.0
31st	Red	BIZ 480	Jazmin Campos		Jul 04, 2001	F	49.0	42.0	43.0	42.0	(50.0)	21.0	32.0	49.0	22.0	31.0	381.0	331.0
32nd	Red	VIN 1	Javid Morgan		Oct 16, 2000	M	39.0	37.0	(55.0 UFD)	46.0	52.0	42.0	38.0	45.0	5.0	37.0	396.0	341.0
33rd	Red	CHI 125	Santiago Lorca		Sep 02, 2002	M	51.0	51.0	52.0	46.0	33.0	22.0	50.0	32.0	(55.0 BFD)	5.0	397.0	342.0
34th	Red	BRA 3442	Maria Lachmann		Oct 21, 2000	F	44.0	34.0	(55.0 UFD)	45.0	46.0	32.0	36.0	46.0	41.0	23.0	402.0	347.0
35th	Red	MEX 859	MARTIN FABRE GARCIA		Sep 30, 2002	M	52.0	37.0	29.0	45.0	44.0	25.0	48.0	41.0	(55.0 BFD)	28.0	404.0	349.0
36th	Red	ARG 3488	Tadeo Funes de Rioja		Apr 30, 2002	M	46.0	(48.0)	47.0	37.0	40.0	48.0	48.0	39.0	18.0	42.0	413.0	365.0

					2004														
37th	Red	PER 237	Piero Castañeda		Feb 10, 2004	M	47.0	43.0	37.0	49.0	46.0	(53.0)	38.0	39.0	31.0	35.0	418.0	365.0	
38th	Red	AHO 82	Anouk Wind		Nov 12, 2003	F	38.0	39.0	36.0	41.0	38.0	45.0	(51.0)	50.0	39.0	40.0	417.0	366.0	
39th	Red	CAN 1568	William Staples		Jan 20, 2004	M	48.0	50.0	43.0	51.0	50.0	(52.0)	46.0	30.0	25.0	27.0	422.0	370.0	
40th	Red	BER 103	Luke Madeiros		Aug 03, 2001	M	33.0	46.0	46.0	39.0	25.0	45.0	34.0	52.0	(55.0 BFD)	55.0 BFD	430.0	375.0	
41st	Red	PER 209	Paloma Poggione		Jul 11, 2003	F	48.0	52.0	40.0	43.0	47.0	30.0	45.0	46.0	(55.0 DNC)	25.0	431.0	376.0	
42nd	Red	JPN 3270	Isshin Isobe		Jun 26, 2003	M	(52.0)	45.0	47.0	46.0	36.0	42.0	46.0	49.0	32.0	39.0	434.0	382.0	
43rd	Red	BIZ 224	Nashira Ricardez		Jul 24, 2002	F	46.0	42.0	44.0	48.0	49.0	49.0	(50.0)	48.0	24.0	41.0	441.0	391.0	
44th	Red	CAN 1214	Livia Collinson		Sep 05, 2002	F	45.0	(52.0)	48.0	49.0	51.0	51.0	42.0	50.0	33.0	34.0	455.0	403.0	
45th	Red	VIN 3	Drew Mitchell		Oct 28, 2004	M	(54.0)	50.0	49.0	47.0	47.0	50.0	50.0	48.0	28.0	38.0	461.0	407.0	
46th	Red	ARG 3099	Victoria Mackinnon		Jan 14, 2004	F	50.0	51.0	49.0	(53.0)	53.0	53.0	52.0	47.0	20.0	46.0	474.0	421.0	
47th	Red	PER 399	Cristobal Yzaga		Feb 04, 2002	M	46.0	47.0	49.0	45.0	48.0	26.0	54.0	(55.0 BFD)	55.0 BFD	55.0 DNC	480.0	425.0	
48th	Red	BRA 3587	Renata Praseres		Sep 26, 2002	F	51.0	48.0	52.0	(55.0 DNC)	55.0 DNC	44.0	53.0	39.0	55.0 BFD	30.0	482.0	427.0	
49th	Red	AHO 65	Roos Wind		Apr 30, 2005	F	49.0	48.0	51.0	52.0	52.0	44.0	52.0	(53.0)	37.0	47.0	485.0	432.0	
50th	Red	AHO 77	Guillaume Montesant		Jan 04, 2003	M	44.0	50.0	(51.0)	50.0	51.0	51.0	48.0	51.0	38.0	49.0	483.0	432.0	
51st	Red	IVB 11	Kyle Roose		Jan 23, 2004	M	50.0	(53.0)	50.0	49.0	50.0	52.0	52.0	49.0	36.0	48.0	489.0	436.0	
52nd	Red	CAN 1592	Audrey Staples		Jul 28, 2001	F	(55.0 DNC)	53.0	55.0 UFD	54.0	55.0 UFD	50.0	53.0	52.0	43.0	45.0	515.0	460.0	
53rd	Red	IVB 329	Maxwell Reshetiloff		Mar 29, 2003	M	50.0	54.0	(55.0 DNC)	50.0	52.0	54.0	54.0	55.0 DNF	42.0	50.0	516.0	461.0	
54th	Red	LCA 1	Matheo Graham-Capasso		Nov 06, 2004	M	53.0	53.0	53.0	(55.0 DNF)	55.0 DNF	53.0	53.0	55.0 DNF	44.0	51.0	525.0	470.0	

