



Optimist North American Championship 2013




Royal Bermuda Yacht Club &
Bermuda Optimist Dinghy
Association































FINAL Results as of 16:46 on July 10, 2013

Overall

Sailed: 7, Discards: 1, To count: 6, Entries: 176, Scoring system: Appendix A













Rank	Nat	SailNo	HelmName	HelmAgeGroup	Gender	Flight	R1	R2	R3	R4	R5	R6	R7	Total	Nett	Year
1	 ARG	3493	Dante Cittadini		M	Yellow	4.0	1.0	3.0	(14.0)	1.0	2.0	3.0	28.0	14.0	2001
2	 SIN	119	Samuel Neo		M	Red	2.0	(24.0)	5.0	1.0	4.0	11.0	3.0	50.0	26.0	1999
3	 ARG	3198	Martina Pisani		F	Blue	1.0	8.0	6.0	(24.0)	4.0	6.0	9.0	58.0	34.0	1998
4	 USA	17848	Shawn Harvey		M	Blue	1.0	1.0	6.0	(29.0)	7.0	2.0	21.0	67.0	38.0	1999
5	 BER	1037	Chase Cooper		M	Yellow	7.0	3.0	2.0	(16.0)	5.0	14.0	11.0	58.0	42.0	1998
6	 ISV	925	Scott McKenzie		M	Yellow	3.0	11.0	(35.0)	16.0	7.0	1.0	7.0	80.0	45.0	1998
7	 USA	5436	Ripley Shelley		M	Red	1.0	1.0	9.0	2.0	(60.0 OCS)	6.0	27.0	106.0	46.0	2001
8	 USA	19452	Henry Burnes		M	Yellow	14.0	4.0	(23.0)	1.0	17.0	3.0	8.0	70.0	47.0	1999
9	 BER	1029	Ceci Wollmann		F	Yellow	22.0	3.0	1.0	2.0	5.0	(34.0)	16.0	83.0	49.0	1998
10	 SIN	137	Shyn Ee Phua		F	Yellow	6.0	6.0	9.0	3.0	20.0	(27.0)	5.0	76.0	49.0	1999
11	 USA	19781	Luke Arnone		M	Red	13.0	6.0	5.0	6.0	10.0	10.0	(41.0)	91.0	50.0	2001
12	 BRA	3790	Luiza Cruz		F	Red	2.0	12.0	5.0	3.0	15.0	(35.0)	15.0	87.0	52.0	1999
13	 USA	18578	Ian Moran		M	Blue	9.0	22.0	(33.0)	1.0	1.0	5.0	15.0	86.0	53.0	2000
14	 BRA	3480	Breno Kneipp		M	Red	10.0	7.0	13.0	7.0	3.0	14.0	(16.0)	70.0	54.0	2000
15	 USA	17412	Matt Logue		M	Red	(33.0)	10.0	16.0	13.0	1.0	9.0	7.0	89.0	56.0	1999
16	 ARG	3210	Nicolas Andres Fidalgo		M	Red	19.0	10.0	2.0	20.0	(22.0)	2.0	4.0	79.0	57.0	2000
17	 ARG	3511	Juan Manuel Campos		M	Yellow	9.0	18.0	4.0	(22.0)	13.0	12.0	6.0	84.0	62.0	2001
18	 JPN	3286	Kogiso Ryo		M	Red	16.0	2.0	2.0	3.0	(54.0)	18.0	22.0	117.0	63.0	1999
19	 CAN	1465	Justin Vittecoq		M	Red	(48.0)	10.0	6.0	4.0	27.0	12.0	5.0	112.0	64.0	1999

20	 BRA	3536	Bernardo Tostes		M	Yellow	(45.0)	4.0	13.0	8.0	14.0	5.0	20.0	109.0	64.0	2000
21	 SIN	139	Isaac Tang		M	Blue	20.0	32.0	1.0	7.0	(36.0)	1.0	5.0	102.0	66.0	2000
22	 USA	19824	Ansgar Jordan		M	Blue	13.0	31.0	10.0	4.0	9.0	1.0	(38.0)	106.0	68.0	2000
23	 USA	16686	Thomas Rice		M	Blue	14.0	5.0	7.0	18.0	21.0	3.0	(25.0)	93.0	68.0	2000
24	 BRA	3530	Olivia Belda		F	Blue	7.0	13.0	17.0	13.0	20.0	(44.0)	1.0	115.0	71.0	2000
25	 CHI	454	Dante Parodi	I	M	Blue	11.0	5.0	3.0	6.0	(53.0)	18.0	30.0	126.0	73.0	2002
26	 BRA	3616	Marco Paulo Schwandt		M	Blue	19.0	5.0	(40.0)	18.0	14.0	18.0	2.0	116.0	76.0	1999
27	 USA	13975	Conner Correll		M	Yellow	8.0	7.0	11.0	8.0	23.0	(29.0)	19.0	105.0	76.0	1998
28	 BRA	3541	Helena de Marchi		F	Blue	6.0	14.0	17.0	(45.0)	6.0	10.0	24.0	122.0	77.0	1999
29	 ARG	3276	Carmela Berger Maurette		F	Blue	8.0	(60.0) OCS	4.0	12.0	2.0	13.0	39.0	138.0	78.0	1998
30	 BRA	3306	Felipe Werwie		M	Red	5.0	14.0	(22.0)	12.0	19.0	20.0	9.0	101.0	79.0	1998
31	 ISV	720	Teddy Nicolosi		M	Blue	18.0	15.0	(49.0)	5.0	15.0	16.0	11.0	99.0	80.0	2000
32	 USA	19597	Jack Brown		M	Yellow	19.0	11.0	3.0	(30.0)	21.0	17.0	14.0	115.0	85.0	1999
33	 USA	18242	Eduardo Mintzias		M	Blue	5.0	39.0	15.0	(44.0)	9.0	4.0	14.0	130.0	86.0	1998
34	 SUI	1668	Nicolas Davies		M	Red	(30.0)	15.0	18.0	15.0	12.0	9.0	20.0	119.0	89.0	2000
35	 BRA	3632	Tiago Monteiro		M	Blue	3.0	(26.0)	26.0	20.0	14.0	15.0	13.0	117.0	91.0	2001
36	 USA	18034	Louisa Nordstrom		F	Red	(40.0)	25.0	27.0	14.0	4.0	21.0	1.0	132.0	92.0	1998
37	 BRA	3617	Bruno Ramos		M	Blue	(39.0)	26.0	7.0	19.0	2.0	4.0	34.0	131.0	92.0	1999
38	 BER	1008	Campbell Patton		M	Blue	28.0	16.0	21.0	8.0	(29.0)	7.0	12.0	121.0	92.0	2001
39	 ESP	1161	Flavia Robles		F	Red	15.0	2.0	31.0	(32.0)	17.0	22.0	6.0	125.0	93.0	1998
40	 SIN	133	Serzen Gurung		M	Yellow	15.0	29.0	8.0	21.0	(31.0)	20.0	2.0	126.0	95.0	2001
41	 SIN	136	Jodie Lai		F	Yellow	10.0	19.0	(47.0)	9.0	31.0	21.0	9.0	146.0	99.0	2001
42	 PER	306	Matias Mufarech		M	Red	12.0	42.0	11.0	17.0	3.0	15.0	(54.0)	154.0	100.0	2001
43	 NZL	4499	Jackson Keon		M	Red	24.0	27.0	24.0	10.0	11.0	4.0	(46.0)	146.0	100.0	2000
44	 ARG	3216	Juan Pablo		M	Yellow	34.0	(39.0)	14.0	15.0	11.0	13.0	15.0	141.0	102.0	2001








	ARG		Cardozo														
45	 JPN	3243	Shimoishi Hikaru		M	Red	11.0	(49.0)	16.0	26.0	18.0	3.0	32.0	155.0	106.0	1999	
46	 SUI	1664	Felix Baudet		M	Yellow	17.0	(41.0)	15.0	23.0	32.0	19.0	1.0	148.0	107.0	2000	
47	 CHI	145	Felipe Fuentes		M	Blue	8.0	8.0	19.0	27.0	25.0	(37.0)	20.0	144.0	107.0	1999	
48	 BER	1084	Joe Arrowsmith		M	Yellow	37.0	29.0	1.0	16.0	3.0	(46.0)	23.0	155.0	109.0	2001	
49	 USA	18957	Dylan Ascencios		M	Yellow	41.0	17.0	18.0	6.0	18.0	9.0	(60.0 OGS)	169.0	109.0	2001	
50	 USA	17270	Michelle Lahrkamp		F	Yellow	4.0	8.0	19.0	35.0	27.0	(39.0)	17.0	149.0	110.0	2001	
51	 NZL	4472	Hamish Clark		M	Red	(41.0)	3.0	20.0	4.0	22.0	38.0	24.0	152.0	111.0	1998	
52	 SIN	138	Brenda Lim		F	Red	10.0	(45.0)	22.0	28.0	32.0	8.0	11.0	156.0	111.0	2001	
53	 BRA	3515	Joao Emilio Vasconcellos		M	Yellow	2.0	30.0	4.0	14.0	(40.0)	28.0	34.0	152.0	112.0	2000	
54	 ARG	3509	Massimo Contessi		M	Red	(43.0)	14.0	9.0	5.0	16.0	34.0	34.0	155.0	112.0	2000	
55	 BRA	3230	Ana Paula do Canto		F	Yellow	(36.0)	11.0	23.0	11.0	6.0	35.0	26.0	148.0	112.0	1999	
56	 USA	18674	Ryan Vittimberga		M	Blue	35.0	16.0	7.0	12.0	35.0	(55.0)	7.0	167.0	112.0	1999	
57	 CHI	436	Enrique Feliu		M	Blue	(44.0)	24.0	32.0	10.0	15.0	27.0	6.0	158.0	114.0	1999	
58	 BRA	3304	Rubem Santos Neto		M	Blue	22.0	7.0	21.0	19.0	17.0	(38.0)	32.0	156.0	118.0	1999	
59	 USA	20123	Hayden Earl	I	M	Red	25.0	13.0	14.0	(33.0)	31.0	21.0	18.0	155.0	122.0	2002	
60	 BRA	3434	Matheus Oliveira		M	Yellow	9.0	9.0	(36.0)	5.0	30.0	11.0	60.0 DNE	160.0	124.0	2001	
61	 ARG	3413	Inaki Aitor Gurmindo		M	Red	39.0	28.0	8.0	(45.0)	43.0	6.0	2.0	171.0	126.0	1999	
62	 CHI	711	Benjamin Molina		M	Yellow	3.0	12.0	50.0	11.0	39.0	11.0	(60.0 OGS)	186.0	126.0	2000	
63	 MEX	744	Keyla Hernandez		F	Blue	31.0	37.0	12.0	22.0	11.0	15.0	(40.0)	168.0	128.0	1999	
64	 PER	286	Mauro Pretto		M	Red	43.0	19.0	(60.0 BFD)	10.0	2.0	5.0	50.0	189.0	129.0	2001	
65	 ARG	3140	Sofia Lilian Videla		F	Yellow	5.0	23.0	12.0	59.0	6.0	25.0	(60.0 OGS)	190.0	130.0	2000	
66	 USA	15801	Cameron Giblin		M	Red	7.0	47.0	(60.0 OGS)	7.0	36.0	14.0	19.0	190.0	130.0	2000	
67	 USA	18083	Ryan Hennessey		M	Yellow	16.0	27.0	(60.0 BFD)	15.0	40.0	22.0	10.0	190.0	130.0	1999	
68	 ISV	413	Paige Clarke		F	Blue	(38.0)	32.0	27.0	21.0	21.0	26.0	4.0	169.0	131.0	1999	
69	 URU	347	Hernan Umpierre		M	Yellow	27.0	21.0	28.0	(37.0)	26.0 DPI	26.0	4.0	169.0	132.0	2001	
70		3108	Lucas		M	Yellow	26.0	21.0	(42.0)	11.0	28.0	20.0	27.0	175.0	133.0	2002	

	 ARG		Alvarez Millet														
71	 BRA	3637	Marcelo Gallicchio		M	Red	18.0	4.0	10.0	17.0	42.0	(52.0)	44.0	187.0	135.0	1998	
72	 NZL	4547	Ava Mannering		F	Blue	27.0	2.0	45.0	19.0	7.0	36.0	(54.0)	190.0	136.0	1998	
73	 ARG	3402	Lihuel Joaquin Gomez Lacchini		M	Red	37.0	12.0	21.0	38.0	16.0	(50.0)	14.0	188.0	138.0	2000	
74	 ARG	3217	Luciana Cardozo		F	Blue	45.0	9.0	22.0	9.0	19.0	35.0	(48.0)	187.0	139.0	1999	
75	 ARG	3426	Matias Dietrich		M	Blue	16.0	18.0	33.0	21.0	29.0	(58.0)	22.0	197.0	139.0	1999	
76	 PER	304	Stefano Viale	I	M	Yellow	18.0	17.0	28.0	31.0	27.0	(45.0)	18.0	184.0	139.0	2002	
77	 ISV	2002	Mateo DiBlasi	I	M	Yellow	20.0	38.0	(44.0)	32.0	9.0	13.0	28.0	184.0	140.0	2002	
78	 ARG	3290	Geronimo Weber		M	Red	21.0	17.0	27.0	26.0	20.0	29.0	(52.0)	192.0	140.0	1998	
79	 MEX	800	Juan Pablo Rivas		M	Blue	23.0	30.0	29.0	22.0	30.0	8.0	(31.0)	173.0	142.0	2000	
80	 JPN	3283	Murase Narimi		M	Yellow	25.0	(34.0)	31.0	33.0	12.0	17.0	24.0	176.0	142.0	2001	
81	 USA	19458	Clayton Johnson		M	Yellow	6.0	28.0	31.0	(41.0)	36.0	12.0	31.0	185.0	144.0	1999	
82	 BER	1101	Mikey Wollmann		M	Red	29.0	(60.0)	60.0	2.0	19.0	10.0	25.0	205.0	145.0	2000	
83	 USA	19825	Soenke Jordan		M	Blue	31.0	9.0	(42.0)	39.0	40.0	23.0	3.0	187.0	145.0	1999	
84	 SUI	1673	Leo Tetaz		M	Yellow	36.0	36.0	15.0	17.0	14.0	DPI	(46.0)	29.0	193.0	147.0	1999
85	 USA	19032	Julian Martin		M	Blue	4.0	13.0	(60.0)	44.0	10.0	48.0	29.0	208.0	148.0	1998	
86	 JPN	3119	Matsuo Kotaro		M	Red	22.0	15.0	33.0	26.0	29.0	27.0	(38.0)	190.0	152.0	1998	
87	 ARG	3432	Theo Helman		M	Blue	24.0	(43.0)	36.0	28.0	16.0	32.0	18.0	197.0	154.0	2000	
88	 PER	232	Santiago Canziani		M	Red	46.0	27.0	25.0	36.0	13.0	(60.0)	8.0	215.0	155.0	1999	
89	 USA	15436	Julia Johansson		F	Blue	30.0	40.0	12.0	41.0	8.0	25.0	(44.0)	200.0	156.0	2001	
90	 BER	1121	Tayte Stefaniuk		M	Red	(40.0)	19.0	30.0	25.0	22.0	39.0	21.0	196.0	156.0	2001	
91	 BRA	3781	Eduardo Carvalho		M	Red	12.0	23.0	39.0	20.0	41.0	23.0	(60.0)	218.0	158.0	1998	
92	 SUI	1662	Florian Geissbuehler		M	Yellow	20.0	39.0	34.0	(58.0)	26.0	17.0	22.0	216.0	158.0	2000	
93	 ISV	579	Christopher Murphy		M	Blue	(56.0)	26.0	39.0	27.0	24.0	7.0	36.0	215.0	159.0	1998	
94	 USA	17794	Andrew Dodd		M	Red	28.0	(53.0)	26.0	31.0	33.0	24.0	17.0	212.0	159.0	1998	
95		3562	Erik		M	Blue	25.0	30.0	25.0	27.0	46.0	(54.0)	8.0	215.0	161.0	1999	

			Hoffmann							DPI						
	BRA															
96		3416	Alejandro Formica		M	Red	12.0	6.0	46.0	34.0	(48.0)	19.0	45.0	210.0	162.0	2000
97		3479	Joao Pedro Tatsch		M	Blue	27.0	22.0	34.0	27.0	(38.0)	33.0	19.0	200.0	162.0	2000
98		642	Mia Nicolosi	I	F	Red	29.0	22.0	(52.0)	28.0	41.0	16.0	30.0	218.0	166.0	2003
99		1226	Camille Chin-Gurret		F	Blue	(47.0)	36.0	37.0	23.0	18.0	31.0	23.0	215.0	168.0	2000
100		1482	Justin Yuen		M	Red	(51.0)	40.0	17.0	39.0	41.0	24.0	12.0	224.0	173.0	1999
101		460	Sebastian Fuenzalida	I	M	Red	13.0	(46.0)	28.0	34.0	45.0	42.0	13.0	221.0	175.0	2002
102		4473	Kate Stewart		F	Yellow	32.0	44.0	38.0	13.0	23.0	25.0	(60.0 OGS)	235.0	175.0	1998
103		18380	Matthew Keller		M	Yellow	26.0	(51.0)	13.0	40.0	43.0	23.0	30.0	226.0	175.0	1999
104		1001	Micah Thomas-Raynor		M	Blue	24.0	53.0	11.0	24.0	(56.0)	8.0	56.0	232.0	176.0	2001
105		3526	Vitor Abreu		M	Blue	42.0	18.0	18.0	42.0	13.0	44.0	(55.0)	232.0	177.0	1998
106		3110	Lucas Nazareno Elias		M	Red	17.0	(50.0)	36.0	29.0	24.0	41.0	33.0	230.0	180.0	1998
107		443	Roberta Parodi		F	Yellow	49.0	23.0	14.0	48.0	35.0	(59.0)	13.0	241.0	182.0	2000
108		265	Andrea Eguiguren		F	Yellow	36.0	33.0	30.0	41.0	5.0	(50.0)	39.0	234.0	184.0	1998
109		15132	Julia Reynolds		F	Blue	(43.0)	32.0	24.0	36.0	24.0	43.0	26.0	228.0	185.0	1999
110		1493	David Sapp		M	Blue	38.0	(60.0 OGS)	8.0	33.0	47.0	32.0	28.0	246.0	186.0	1999
111		3171	Agustin Frers de Anchorena		M	Red	34.0	(53.0)	35.0	24.0	51.0	34.0	10.0	241.0	188.0	1999
112		1316	Peter Dill		M	Red	14.0	35.0	20.0	51.0	37.0	(60.0 OGS)	31.0	248.0	188.0	1998
113		313	Guillermo Velaochaga		M	Yellow	29.0	20.0	43.0	18.0	26.0	53.0	(60.0 OGS)	249.0	189.0	1999
114		3633	Marina Hutzler		F	Red	35.0	35.0	40.0	23.0	10.0	47.0	(48.0)	238.0	190.0	2001
115		1050	Alice Reeves		F	Yellow	41.0	31.0	10.0	(49.0)	34.0	42.0	33.0	240.0	191.0	1999
116		11554	Sally Wilmot		F	Yellow	21.0	33.0	32.0	(43.0)	43.0	40.0	25.0	237.0	194.0	2000
117		1097	Tre Maxwell		M	Yellow	28.0	34.0	16.0	30.0	44.0	46.0	(60.0 DSG)	258.0	198.0	1999
118		857	Roberto Fabre		M	Blue	(53.0)	36.0	46.0	34.0	48.0	19.0	17.0	253.0	200.0	1999
119		1017	Yannick Hillier		M	Red	50.0	16.0	(53.0)	40.0	12.0	36.0	47.0	254.0	201.0	2001
120		1334	Galen		M	Yellow	23.0	20.0	40.0	44.0	44.0	32.0	(60.0)	263.0	203.0	2001

	CAN		Richardson											OCS)			
121	 BAH	101	Spencer Cartwright		M	Yellow	(60.0 OCS)	40.0	60.0 BFD	32.0	44.0	7.0	21.0	264.0	204.0	2000	
122	 NZL	4543	Jonathan Weston		M	Yellow	52.0	20.0	30.0	37.0	35.0	31.0	(60.0 OCS)	265.0	205.0	2000	
123	 NZL	4534	Jordan Stevenson		M	Blue	51.0	21.0	24.0	25.0	57.0	28.0	(60.0 OCS)	266.0	206.0	1999	
124	 SUI	1621	Bastien Galland		M	Blue	30.0	(51.0)	23.0	29.0	49.0	31.0	45.0	258.0	207.0	1999	
125	 BER	1111	Matilda Nicholls		F	Yellow	33.0	48.0	43.0	46.0	28.0	(49.0)	12.0	259.0	210.0	2001	
126	 ARG	3180	Emiliana Lopez		F	Blue	15.0	35.0	55.0	49.0	25.0	(56.0)	33.0	268.0	212.0	2000	
127	 USA	19295	Hallie Schiffman		F	Red	21.0	46.0	(54.0)	53.0	32.0	40.0	23.0	269.0	215.0	2000	
128	 CAN	1564	Alexa Ripple		F	Blue	32.0	50.0	51.0	(55.0)	23.0	50.0	10.0	271.0	216.0	1998	
129	 MEX	788	Carlos Sainz Meza		M	Yellow	39.0	33.0	41.0	30.0	(49.0)	36.0	38.0	266.0	217.0	2000	
130	 PER	315	Araceli Velaochaga		F	Red	42.0	(51.0)	34.0	31.0	42.0	29.0	42.0	271.0	220.0	1999	
131	 MEX	781	Mariano Botello		M	Blue	32.0	42.0	38.0	(47.0)	42.0	33.0	37.0	271.0	224.0	2001	
132	 MEX	818	Mariana Guzman		F	Red	11.0	48.0	49.0	(57.0)	33.0	45.0	39.0	282.0	225.0	2000	
133	 PER	301	Alejandro Mago		M	Yellow	31.0	37.0	29.0	36.0	60.0 DNE	33.0	(44.0)	270.0	226.0	2000	
134	 URU	378	Candelaria Gari		F	Yellow	35.0	38.0	41.0	35.0	(60.0 DSQ)	39.0	42.0	290.0	230.0	2001	
135	 USA	17255	Sarah Burn		F	Blue	44.0	29.0	37.0	(56.0)	50.0	55.0	16.0	287.0	231.0	2000	
136	 JPN	3268	Nishizawa Hideto		M	Yellow	17.0	44.0	47.0	37.0	53.0	(54.0)	36.0	288.0	234.0	1998	
137	 BER	1939	Jordan Etemadi		M	Red	37.0	54.0	20.0	45.0	(60.0 DSQ)	52.0	26.0	294.0	234.0	2002	
138	 USA	19492	Gavin McJones		M	Red	23.0	44.0	35.0	51.0	30.0	(57.0)	53.0	293.0	236.0	2001	
139	 ISV	616	Ryan Hunter	I	M	Blue	(50.0)	34.0	49.0	25.0	28.0	40.0	60.0 DNE	286.0	236.0	2008	
140	 BER	1088	Adriana Penruddocke		F	Blue	52.0	28.0	44.0	(54.0)	37.0	41.0	35.0	291.0	237.0	2000	
141	 BER	1009	George Buckley		M	Blue	50.0	25.0	25.0	49.0	46.0	(54.0)	47.0	296.0	242.0	2001	
142	 MEX	819	Alex Torres	I	M	Red	(56.0)	43.0	48.0	42.0	54.0	22.0	36.0	301.0	245.0	2003	
143	 URU	405	Mathias Rodriguez		M	Red	33.0	24.0	(56.0)	53.0	52.0	55.0	28.0	301.0	245.0	1998	
144	 URU	313	Tomas Bordaberry		M	Red	49.0	41.0	(50.0)	42.0	25.0	45.0	43.0	295.0	245.0	1999	
145	 CZE	70	Veronika		F	Red	26.0	41.0	42.0	47.0	52.0	37.0	(60.0)	305.0	245.0	1998	

	CZE		Zivna										OCS)			
146	 MEX	851	Kevin Alexander Avalos		M	Blue	42.0	45.0	44.0	(55.0)	37.0	26.0	51.0	300.0	245.0	1998
147	 SUI	1661	Gauthier Verhulst		M	Yellow	47.0	49.0	29.0	(56.0)	39.0	49.0	35.0	304.0	248.0	2001
148	 CAN	1428	Eric Lyall		M	Blue	46.0	31.0	41.0	46.0	26.0	(60.0) OCS)	60.0 OCS	310.0	250.0	1998
149	 BER	1234	Felix Cutler		M	Yellow	40.0	25.0	(58.0)	58.0	52.0	37.0	40.0	310.0	252.0	2002
150	 ARG	3257	Camilo Agustin Fiocca		M	Yellow	44.0	(56.0)	53.0	48.0	47.0	30.0	32.0	310.0	254.0	1999
151	 BRA	3587	Rafael Rizzato		M	Red	55.0	42.0	32.0	40.0	33.0	53.0	(60.0) DNC)	315.0	255.0	1999
152	 AHO	66	Darius Berenos		M	Red	(59.0)	55.0	39.0	52.0	55.0	16.0	40.0	316.0	257.0	2001
153	 ESP	1725	Marc Cano	I	M	Blue	(58.0)	52.0	43.0	52.0	34.0	28.0	52.0	319.0	261.0	2002
154	 CHI	228	Andres Ugarte		M	Blue	48.0	48.0	37.0	(54.0)	38.0	48.0	42.0	315.0	261.0	2000
155	 USA	19349	Julia LaForgia		F	Yellow	34.0	46.0	51.0	50.0	57.0	24.0	(60.0) OCS)	322.0	262.0	2000
156	 BER	1019	Sammy Dill		F	Red	48.0	45.0	46.0	(52.0)	39.0	47.0	37.0	314.0	262.0	1998
157	 COL	2552	Simon Gomez		M	Yellow	45.0	37.0	45.0	43.0	34.0	(60.0) OCS)	60.0 OCS	324.0	264.0	2001
158	 CAN	1533	Aidan Harris		M	Red	55.0	49.0	54.0	(56.0)	53.0	30.0	29.0	326.0	270.0	1999
159	 BER	1324	Benn Smith		M	Blue	53.0	38.0	47.0	35.0	(55.0)	51.0	46.0	325.0	270.0	1999
160	 BAH	181	Benjamin Derbyshire		M	Blue	46.0	(57.0)	38.0	50.0	47.0	49.0	43.0	330.0	273.0	2001
161	 BER	1040	Thomas Penruddocke		M	Yellow	49.0	(55.0)	48.0	54.0	38.0	48.0	37.0	329.0	274.0	1998
162	 ESP	2018	Nicolas Olabarria		M	Blue	57.0	52.0	56.0	(58.0)	49.0	38.0	27.0	337.0	279.0	2000
163	 URU	216	Gonzalo Sader		M	Red	38.0	47.0	(60.0) DNC)	51.0	50.0	43.0	51.0	340.0	280.0	1999
164	 CHI	219	Thomas Robert		M	Yellow	(60.0) OCS)	43.0	26.0	53.0	58.0	41.0	60.0 OCS	341.0	281.0	2000
165	 CAN	1298	Nicholas O'Brien		M	Blue	54.0	(57.0)	48.0	39.0	45.0	56.0	41.0	340.0	283.0	2001
166	 BAH	197	Branden Sands		M	Blue	(58.0)	56.0	57.0	38.0	58.0	30.0	50.0	347.0	289.0	2000
167	 ESP	1800	Elisenda Rahola		F	Yellow	56.0	47.0	50.0	43.0	51.0	42.0	(60.0) OCS)	349.0	289.0	2000
168	 COL	58	Camilo Chaparro		M	Red	53.0	50.0	52.0	48.0	48.0	43.0	(55.0)	349.0	294.0	2000
169	 COL	3780	Carlos Heredia		M	Red	54.0	54.0	55.0	(57.0)	46.0	52.0	35.0	353.0	296.0	1998

170	 PER	276	Luciana Diaz		F	Yellow	52.0	55.0	49.0	46.0	51.0	44.0	(60.0) OCS	357.0	297.0	2001
171	 BAH	192	Cochise Burrows		M	Red	51.0	54.0	(59.0)	47.0	50.0	51.0	49.0	361.0	302.0	2000
172	 MEX	745	Marcelo Melgarejo		M	Yellow	55.0	52.0	45.0	38.0	(60.0) OCS	53.0	60.0 OCS	363.0	303.0	1999
173	 MEX	823	Lucas Beja Pinto	I	M	Yellow	54.0	56.0	52.0	57.0	45.0	(58.0)	41.0	363.0	305.0	2002
174	 PER	317	Christian Ledgard		M	Blue	47.0	(57.0)	51.0	50.0	56.0	57.0	49.0	367.0	310.0	2000
175	 COL	33	Camila Heredia		F	Yellow	57.0	58.0	58.0	55.0	(59.0)	47.0	43.0	377.0	318.0	2000
176	 BAH	518	Melisha Higgins		F	Blue	(59.0)	59.0	57.0	59.0	59.0	51.0	53.0	397.0	338.0	2001