












































23 - 30 July 2010 - WPNSA VOLVO MUSTO Optimist National Championship - Senior Fleet Gold

Entries: 82 Total Races Sailed: 18



	Series Place	Sail No	Helm	M/F	Prize Age	Club	Ribbon	Series Points	1A	1B	2A	2B	3A	3B	4A	4B	5A	5B	6A	6B	7	8	9	10	11	12
	1	ESP1900	Silvia MAS DEPARÉS	F	14	Vilassar DE MAR	Red	19		16	3			4	4		1	1	2	1	1	1	1	1	15	
	2	5981	Callum AIRLIE	M	15	ELYC	Red	40	3		1	4				10	5		2	4	10	7	2	2	71	
	3	ESP1725	Nestor CANO SOSTRE	M	13	Cnvilassar DE MAR	Red	46		11	7			2	2		22	3	3	2	16	3	7	6		
	4	5999	Arran HOLMAN	M	13	Hollowell	Red	49	1		19	2				1	3		5	6	18	64	4	8	1	
	5	ESP1612	Oscar PIJOAN ORTEGA	M	14	CN EL Balis	Red	78		2	10	7		6	15			3	10	5	14	12	9	18		
	6	IRL1357	Peter MCCANN	M	13	Royal Cork YC	Red	80		1	1	11		7	24			1	7	20	24	16	6	10		
	7	5974	Matthew WHITFIELD	M	13	Penarth YC / CBYC	Red	82		9	4	5			16	14			11	49	3	2	13	10	11	
	8	5285	Fraser WOODLEY	M	14	Burghfield	Red	94	22			3		1	3	1		39	28	6	27	11	12	8		
	9	5805	Scott WALLIS	M	14	Spinnaker	Red	97		6	4			3	10		12	10	32	28	17	7	5	7		
	10	ESP1811	Franç BRU	M	14	C N EL Balis	Red	116	13	6		1			6	10		10	14	16	49	14	4	35		
	11	IRL1324	Patrick CROSBIE	M	14	Royal Cork YC	Red	119		4	5			22	9		45	11	PEN17	12	13	6	22	20		
	12	5827	Harry GOZZETT	M	14	Dabchicks SC	Red	127		3	6	3		1		11		16	5	11	34	43	11	42		
	13	USA13616	Jack TOLAND	M	14	Seattle YC	Red	132		34	10			8	29		13	19	1	4	18	9	21	36		
	14	FRA2142	Thibault COUR	M	14	SRH	Red	133	2		2			11	13	10		5	20	36	52	10	23	14		
	15	USA18315	Greiner HOBBS	M	14	Team FOR / Diyc USA	Red	140		14	5	16		14	9			25	22	17	3	21	29	19		
	16	JPN3122	Ibuki KOIZUMI	M	14	Hikari SC	Red	142		10	2			7	13		34	4		13	13	41	22	42	17	
	17	6026	Josh VOLLER	M	14	Burghfield	Red	148		21	16			5	5		15	2		11	22	21	35	39	16	
	18	ESP1670	Mon CANELLA SALAS	M	14	CN Cambrils	Red	162		7	12	10		8	12			8	16	19	19	31	32	37		
	19	USA15503	Jeffrey GLOSENGER	M	13	Lavallette YC / Gsot	Red	168	31	9	9				23		OCS83	17	21	15	25	19	20	4		
	20	USA15099	William MARSHALL	M	13	CYC / Fast	Red	171	26		11			6	15	19		7	48	8	9	29	19	54		
	21	5464	Sarah NORBURY	F	13	South Staffordshire SC	Red	176	23			22		14	7	8		6	50	40	4	37	14	24		
	22	5857	James TAYLOR	M	13	Burghfield SC	Red	186		5	14	8			11	6		6	77	21	42	42	24	21		
	23	IRL1350	Sean WADDILOVE	M	13	Skerries SC	Red	190		18	14			13	50		23	14	15	43	26	8	16	52		
	24	USA14301	Sean WALSH	M	13	American YC	Red	193	34		15			16	2	7		9	17	45	66	39	40	3		
	25	USA16013	Geoffrey NELSON	M	14	Chandlers Landing YC	Red	195	20	23	24				8	9		12	18	7	32	53	43	23		
	26	5995	Andrew KILBURN	M	14	Notts County SC	Red	205	33	8	23				4	6		21	26	32	55	40	15	30		
	27	5979	Tim RILEY	M	14	Warsash	Red	210	25		8			17	21	31		13	25	38	10	18	35	56		
	28	ESP1757	Alexandre BOQUET	M	13	C Nautic EL Balis	Red	220	29		13			15	5	2		37	23	31	62	26	44	32		
	29	BEL1121	Daan VANDORMAEL	M	14	V V W Galgenweel	Red	222	12	15	30				19	4		9	40	57	43	34	3	43		
	30	USA14634	Carolyn CORBET	F	13	Bay Head YC	Red	223		26	23	21		15	5			26	43	24	8	33	25	53		
	31	ESP1891	Carla MUNTE	F	13	CN Salou	Red	233		17	17			12	3		18	35	24	50	54	5	57	33		
	32	SUI1515	Janina ZEDER	F	15	SCC	Red	233	45		7			28	28	20		28	56	9	11	25	51	26		
	33	5972	Will CREAVEN	M	14	CBYC	Red	239	6	18	29				17	25		33	29	63	29	32	26	28		
	34	5714	Jemima LAWSON	F	13	Emsworth SC	Red	241		44	20			10	24		27	17	19	30	28	41	60	25		
	35	5644	Joshua BELBEN	M	13	Stokes Bay SC	Red	243	4	25	13				18	19		13	74	14	22	28	38	80		
	36	FRA2143	Victor MIGRAINE	M	14	SRH	Red	248	24	11	6				9	8		19	57	34	45	OCS83	18	41		
	37	5869	Murray HAMPSHIRE	M	14	Papercourt	Red	255		13	21			23	20		11	12	38	77	46	65	17	12		
	38	5754	James HUTTON-OTTERS	M	14	Corinthian Otters	Red	257	15	30	26				24	16		31	51	48	5	15	27	75		
	39	ESP711	Beatriz MURO	F	13	CN Salou	Red	262	21		44			27	31	4		8	27	81	48	23	46	27		
	40	IRL1421	Seara GUILFOYLE	M	14	Royal Cork YC	Red	266		15	9	12		25	46			14	46	47	6	48	70	44		
	41	USA17979	Russell CLARIDA	M	14	Pequot YC	Red	266		8	13			26	35		55	16	DSQ83	23	15	36	36	58		

	42	IRL1368	Sophie BROWNE	F	13	Tbsc / Rycy	Red	278	8			17		19		12	36		49		36	55	51	49	37	13	
	43	5594	Martin WRIGLEY	M	13	Barn Green SC	Red	286		22		19	22		12	3			7	54	44	61	76	62	2		
	44	5844	Joseph BURNS	M	13	Spinnaker	Red	287	43		28		17			14	7		4	42	56	31	20	68	76		
	45	5737	Adele WHITMYER	F	13	Noroton YC	Red	287	5		27		28			26	38		22	63	33	12	17	54	65		
	46	USA16053	Graham KILVERT	M	14	FAST	Red	290	42			29		41		32	17		20		8	39	39	24	41	79	
	47	5969	Rowan EDWARDS	M	13	Port Dinorwic / Y Felinheli	Red	302		25		21	20		17		29			18	81	52	40	58	13	38	
	48	IRL1413	Adam HYLAND	M	13	Royal St George YC	Red	309	28		50		15			16	14		15	31	OCS83	BFD83	55	30	22		
	49	5818	Hamish ECKSTEIN	M	13	Dabchicks / Corinthian	Red	318	18			24		18		46	37		22		47	49	20	50	33	74	
	50	USA14554	Florian EENKEMA VAN DIJK	M	14	Noroton YC	Red	327		19		26	36		27		13		27	30	27	59	71	49	50		
	51	5957	Karyna MANUEL	F	13	Welsh Harp London	Red	338		41		27	33		30		16		20	65	35	35	27	50	68		
	52	6038	Hugo ANDREWS	M	13	RLymYC / HISC	Red	349	19			28		36		34	27		32		53	51	23	69	31	51	
	53	FRA2181	Jules DUCELIER	M	13	VGA St Maur	Red	352	14		49		18			27		2		32	34	62	74	57	66	40	
	54	6027	Ross MACKLEY	M	14	R. Lym. YC	Red	354		24		16	27		37		32		24	78	42	38	51	61	39		
	55	USA16707	Jack MARSHALL	M	14	Team USA	Red	354		37	33			20	23			53	41		33	58	30	45	34	78	
	56	USA13087	Brendon BOTTOM	M	14	Corpus Christi YC	Red	367	66		38		14			44	37		36	35	25	37	54	64	47		
	57	IRL1118	Jill MC GINLEY	F	13	Royal Cork YC	Red	378		12		39	19		18		54		30	61	37	77	72	59	31		
	58	USA16653	Pierce DE BOISBLANC	M	14	Southern YC	Red	380		31		20	40		44		57		38	39	41	33	38	56	69		
	59	5988	Jack alexander GILLESPIE	M	13	Largs SC	Red	384		29	31			29	48			24	15	58	68	53	30	47	70		
	60	IRL1420	Ruairi FINNEGAN	M	14	WHSC	Red	395		23	12			32	21			67	30		60	60	NYF83	70	28	59	
	61	IRL1366	Cian BYRNE	M	13	Royal Cork YC	Red	396		42	43			55	22			59	25		9	54	NYF83	52	65	29	
	62	USA16702	Elizabeth HANSEN	F	13	Larchmont YC	Red	399		20		41	43		26		39		23	52	72	58	59	72	9		
	63	USA16719	Elizabeth LISICH	F	14	Team USA / NCSC - Naples, Florida	Red	400	7			76		30		30	38		42		67	67	60	66	55	5	
	64	USA8075	Charlotte LIST	F	15	Corinthian YC of Cape MAY / Gsot	Red	407	40		29		32			48	46		28	41	53	44	56	45	49		
	65	5958	Georgia GRICE	F	13		Red	417	60		32		48			29	32		29	59	46	47	47	48	77		
	66	5766	Georgia BOOTH	F	13	Scaling DAM S C	Red	431		35	26			24	28			44	31		79	59	50	60	58	60	
	67	5833	Ryan ORR	M	13	Royal Lymington YC	Red	434	9		58			DSQ83			36		29		43	55	26	69	64	52	62
	68	5641	Alex COLE	M	13	Cardiff Bay YC	Red	435		27	44			39	40			20	18		44	61	76	62	76	48	
	69	5720	Georgie CAGE	F	14	Bewl Valley SC	Red	437	10			31		9		51	18		27		70	71	68	74	69	64	
	70	IRL1335	Scott LEVIE	M	13	LDYC	Red	450	55			18		21		20	76		36		66	70	65	44	73	55	
	71	USA16128	Kennedy PLACEK	F	15	the SAN Francisco YC	Red	454		46	22			38	39			31	55		45	73	36	61	63	81	
	72	ESP1832	Cristina GARCIA AGUILAR	F	14	CN Salou	Red	476	46			30		34		47	40		46		73	64	56	46	53	61	
	73	5912	Sophie TAYLOR	F	14	CCC	Red	482		28	24			31	43			40	26		64	66	63	63	77	82	
	74	USA15076	Lawson WILLARD	M	14	SFYC	Red	483		39	37			37	46			42	23		69	29	70	80	74	63	
	75	BER1024	Rory CASLIN	M	13	Royal Hamilton Dinghy Club, Bermuda	Red	486	57		66		45			11		21		40	37	76	72	75	71	57	
	76	6013	Syd MCLEAN	M	14	HISC / LSC	Red	495		30		43	38		31		22		39	62	79	57	68	75	73		
	77	5809	Lauren MILES	F	13	Emsworth SC	Red	511		52		40	47		45		23		35	68	75	73	67	67	46		
	78	5080	Joe WOODLEY	M	13	Burghfield	Red	512	11			35		48		22	51		58		76	80	78	79	78	34	
	79	5746	Ciara BERRY	F	14	CBYC	Red	516	41			48		35		37	45		29		80	65	67	73	79	45	
	80	5759	Penny GUESS	F	15	Bristol Corinthian YC	Red	556		40		47	49		36		33		37	71	78	71	77	80	66		
	81	6003	Alasdair LOGAN	M	14	Clyde CruisingC	Red	558	71			54		61		25	28		24		72	69	75	78	82	72	

	82	5792	Sam THOMAS	M	13	MYC / CBYC	Red	569		36	41			45	19		54	52		75	74	79	81	81	67
---	----	------	------------	---	----	---------------	-----	-----	--	----	----	--	--	----	----	--	----	----	--	----	----	----	----	----	----

DNC-Did Not come to Starting Area
 ZFP-Z Flag Penalty under Rule 30.2
 DNF-Did Not Finish
 DNE-Disqualification Not Excludable
 PEN-Penalty

DNS-Did Not Start
 BFG-Black Flag Penalty under Rule 30.3
 RAF-Retired After Finishing
 DGM-Disqualification Not Excludable under Rule 69.1b
 PNE-Penalty Not Excludable

OCS-On Course Side of Start Line
 SCP-Scoring Penalty under Rule 44.3
 DSQ-Disqualification
 RDG-Redress

Fri 30 Jul 10 19:08
[Sail100 Sailing Results Software Program](#)






































23 - 30 July 2010 - WPNSA
VOLVO MUSTO Optimist National Championship - Senior Fleet Silver

Entries: 79 Total Races Sailed: 18



Series Place	Sail No	Helm	M/F	Prize Age	Club	Series Points	1A	1B	2A	2B	3A	3B	4A	4B	5A	5B	6A	6B	7	8	9	10	11	
	1	5903	Jack NUNN	M	14	CBYC	247.5		57		33	66	41		41		45	5	RDG8.5	12	39	1		
	2	5657	Esther FENTON-JONES	F	13	Papercourt	256		48	53			25	33		68	38		1	13	16	19	17	
	3	5926	Josh ATHERTON	M	13	Rlyc / Gurnard SC	257	52		59		42		38		30		42	7	5	23	6	12	
	4	5131	Stefan WARD	M	14	Chipstead / HISC	278	32			61		58		39	47		21		21	11	61	12	36
	5	5949	Clementine THOMPSON	F	13	Guernsey YC	280	48		46		41		54		36		63	49	1	2	28	6	
	6	5611	Jenny SMALLWOOD	F	13	Wraysbury Lake	283		59	51			52	32		43	62		16	7	18	1	16	
	7	5905	Tom JOESBURY	M	13	Budworth / Gresford	286		45		50	51		OCS83		21		44	15	33	8	10	OC	
	8	USA17395	Alex CONLAN	M	15	Team FOR / Little EGG Harbor YC	290	58			51		33		78	25		60		2	31	5	22	3
	9	5982	Mimi EL-KHAZINDAR	F	13	Royal Lynton YC	290		33		49	25		38		55		58	24	4	6	5	OC	
	10	IRL1407	Aiisling KELLER	F	13	LDYC	294	16		39		56		49		61		60	13	22	19	9	11	
	11	5708	Alasdair IRELAND	M	14	Toward S C	301	51			25		54		68	52		43		20	3	21	11	31
	12	5984	Angus JOHNSTONE	M	13	Annandale SC	302	37			32		46		42	49		48		41	34	11	23	4
	13	5850	Morgan DIBB	F	14	Warsash SC	307		54	36			42	62		72	56		8	20	1	24	21	
	14	IRL1345	Andrew LEVIE	M	14	LDYC	307	49			46		50		64	58		51		4	8	10	18	13
	15	FRA1927	Céline CHEVET	F	13	SNPH	308		60		42	54		53		30		59	27	24	13	3	8	
	16	IRL1337	Donagh O BUACHALLA	M	13	Tralee Bay SC	310	59		48		55			57		50		46	3	28	4	58	2
	17	USA17077	Patrick SHANAHAN	M	13	Team FOR / Stamford YC	310	56		52		35			33		60		54	12	35	3	62	27
	18	5993	Oliver CHAPMAN	M	14	NBYC	312		43		37	72		49		44		56	36	17	17	27	9	
	19	5617	Patrick GANNON	M	14	Burghfield	320		49	68			44	34		33	57		11	16	35	15	40	
	20	5763	David BRAND	M	13	HISC / Papercourt	323	17			52		69		40	50		44		10	23	42	4	41
	21	IRL1302	Stephen CRAIG	M	13	Royal ST. George Yc.	327		51		34	39		42		64		49	39	15	20	67	19	
	22	5681	James THOMAS	M	13	CBYC / Llandegfedd	329	73			58		53		41	43		34		6	6	38	33	24
	23	5941	Benjamin HAYNES	M	15	Trent Valley SC	330	69		55		53			45		17		57	9	37	29	7	26
	24	IRL1344	Amy LAMBERT	F	14	Ldyc / NYC	334	38		64		37			62		39		61	26	39	14	42	10
	25	IRL1298	Bill STAUNTON	M	13	Skerries SC	352		56		62	60		55		71		48	43	12	7	44	7	
	26	5455	Conway PARKE	M	13	Mrsc / HISC	360		38	40			43	61		64	33		28	29	54	20	25	
	27	5902	Oliver GUESS	M	13	Bristol Corinthian YC	366	53		57		34			59		28		34	19	10	NYF83	32	71
	28	5557	Jessy HAMMETT	F	13	HISC / Papercourt	366	68		47		58			67		41		41	18	38	32	16	35
	29	5795	Lucy BEST	F	15	Bgsc / Scyc	369	65		45		31			55		58		52	46	44	9	53	15
	30	5773	Ellen GREENWELL	F	13	Warsash	374	50		63		46			56		52		64	17	41	24	14	14
	31	5914	Edward HAYNES	M	14	Bowl Valley SC	383	39			60		67		60	53		45		29	42	36	17	28
	32	5848	Stirling TAYLOR	M	14	Burnham SC	391		61	42			68	59			26	47		50	45	25	30	29
	33	5423	Sam PEARCE	M	13	Burghfield	397		55		59	44		NYF83		62			50	59	30	30	40	22
	34	5236	Max SPEDDING	M	13	DEE	399	67		56		57			58		49		53	23	9	27	43	38
	35	ESP1893	Loreto LLOBET	F	13	C.n. EL Balis	401		66		57	62		47		34		55	52	19	40	25	20	
	36	5831	James THORNE-LARGE	M	13	Chipstead SC	412	62		71		64			43		56		51	25	49	53	2	50
	37	5867	Megan HICKLIN	F	13	South Staffs SC	412	47			36		59		53	26		50		35	43	76	35	37
	38	IRL1223	Sorcha NI SHUILLEABHAIN	F	14	Kinsale YC	418	75			56		63		65	72		69		32	2	31	60	5
	39	5778	Daniel BLIGHT	M	13	Port Dinorwic	431		62		64	50		73		61		66	38	14	45	8	23	
	40	5929	Benjamin WAHA	M	14	Royal Southern YC	436	36			55		60		35	60		68		51	74	73	21	30
	41	FRA2137	Affagard SOPHONIE	F	15	SRH	453		53	61				65	OCS83		66	65		14	40	22	34	33
	42	6002	Poppy RICKARDS	F	14	Guernsey YC	457	35		34		52			69		75		65	37	32	33	46	54
	43	6001	Samuel CROSBY	M	14	Guernsey YC	457	54			38		40		50	65		54		48	55	46	45	48
	44	5742	Jamie WEBB	M	14	Wraysbury Lake SC	460		50		NYF83	73		60		35			62	40	26	48	26	47

	45	IRL1353	Thomas MOORE	M	13	S.S.C	471		65		53	61		54		79		72	34	48	15	37	32	
	46	5503	Edward CURRAN	M	13	Burghfield	494	44		67		65			61		47		70	62	57	72	13	43
	47	5050	Lily CARTER	F	13	St Catherine's SC	494	64			66		66		63	42		66		30	53	50	31	45
	48	5799	Emily KING	F	13	Norfolk Broads YC	507		32	35			47	52			57	73		22	27	69	NYF83	NY
	49	IRL1225	Peter HEALY	M	13	Kinsale YC	514		47	54			49	OCS83			77	40		45	47	63	36	DS
	50	5427	Louisa COXSON	F	14	Bowmoor SC	528		69	72			51	68			48	53		47	25	60	41	66
	51	5726	Ruaridh MILLS	M	13	Glencoe Boats / Loch Tummel SC	530	70		70		71			74		35		67	67	36	37	47	49
	52	5578	Sally CLAPP	F	13	Royal Southern	538		68	74			64	67			51	63		55	50	39	50	39
	53	5469	William HAWKINS	M	13	South Staffordshire	539		67		63	68		57		69		47	78	65	26	55	51	
	54	5774	Fionn OFARRELL	M	13	WSC / Rlyc	542		64		45	75		56		63		74	70	51	58	61	46	
	55	5606	Sophie BAKER	F	14	Yarmouth / Royal Victoria YC	544		63		69	67		51		59		69	71	63	49	48	18	
	56	5195	Oliver REIFF-MUSGROVE	M	14	Chipstead SC	562	76		60		69			66		70		68	44	52	64	38	42
	57	5520	Geoffrey SHERWOOD	M	13	HISC	574		71	69			62	69			69	59		31	21	28	NYF83	NY
	58	5400	William BIRCHALL	M	13	HISC / Papercourt SC	574	30			70		74		72	66		67		56	67	55	29	62
	59	5962	Matthew CROSS	M	14	Barnt Green	574		58		65	76		66		73		71	33	59	44	51	68	
	60	5798	Jonathan BADDELEY	M	13	Burghfield	586	63			72		71		76	70		77		60	66	34	73	44
	61	6009	Louise HUGHES	F	13	Burghfield	586		73	62			57	65			62	64		63	46	56	59	57
	62	5262	Thomas JAYASEKARA	M	13	Corinthian Otters / BSC	600	27		79		59			52		63		73	69	58	67	65	73
	63	5471	Ella MITCHELL	F	13	HISC	600		76		74	78		63		48		75	73	70	43	DSQ83	34	
	64	5528	James COOK	M	13	Papercourt SC	614	61			71		56		70	56		75		77	75	57	49	70
	65	4731	Harriet LUCAS-CLEMENTS	F	13	Papercourt SC	630		78	65			73	OCS83			74	71		42	61	51	63	52
	66	5165	Alice KIDD	F	13	Bewl Valley S C	634	74		75		70			71		78		76	68	54	41	52	53
	67	5276	Mari DAVIES	F	13	Clwb Hwyllo Pwllheli	640		74		67	74		58		77		78	74	56	47	54	59	
	68	5576	David HAW	M	13	Weir Wood SC	663	78			73		72		73	74		76		57	64	52	70	60
	69	5526	Eve WILKINSON-BELL	F	13	Scaling DAM	666		70	73			70	71			73	61		64	73	62	71	58
	70	4884	Jane FURNESS	F	13	Draycote Water SC	675		75		68	63		74		78		77	54	72	66	64	63	
	71	5467	Harriet PHILO POWELL	F	13	Dabchicks	677		80	78			78	77			79	79		53	62	59	56	56
	72	5558	Poppy DANIEL	F	13	HISC / Syc	682	77		80		77			75		80		79	76	69	65	57	64
	73	5678	Emily SMITH	F	13	Papercourt	682		77	77			76	75			71	70		65	60	70	72	55
	74	6023	Leonora HOBBS	F	13	Seaview YC	701	72			77		79		77	68		78		72	NYF83	71	74	67
	75	857	Holly MCKECHNIE	F	13	Staunton Harold	701		79	76			75	70			76	72		66	71	68	66	61
	76	5772	Sam RICE	M	13	Seaview S Club, Isle of Wight	704		82	NYF83			77	72			65	74		61	76	NYF83	68	69
	77	5593	Charlie TRUMPER	M	13	Bosham	713		81		75	80		76		75		80	58	68	75	75	65	
	78	4965	Harry MCGREGOR	M	14	Trearddur Bay SC	736		72		NYF83	79		64		67		81	75	NYF83	74	69	72	
	79	ESP1792	Francesc MOLNE	M	13	CN Salou	830	NYF83		NYF83		NYF83			NYF83		NYF83		NYF83	NYF83	NYF83	NYF83	NYF83	NY

DNC-Did Not come to Starting Area
 ZFP-Z Flag Penalty under Rule 30.2
 DNF-Did Not Finish
 DNE-Disqualification Not Excludable
 PEN-Penalty

DNS-Did Not Start
 BFG-Black Flag Penalty under Rule 30.3
 RAF-Retired After Finishing
 DGM-Disqualification Not Excludable under Rule 69.1b
 PNE-Penalty Not Excludable

OCS-On Course Side of Start Line
 SCP-Scoring Penalty under Rule 44.3
 DSQ-Disqualification
 RDG-Redress



23 - 30 July 2010 - WPNSA VOLVO MUSTO Optimist National Championship - Junior Fleet Gold

Entries: 77 Total Races Sailed: 18



	Series Place	Sail No	Helm	M/F	Prize Age	Club	Ribbon	Series Points	1A	1B	2A	2B	3A	3B	4A	4B	5A	5B	6A	6B	7	8	9	10	11	12		
	1	5965	Freddie GROGONO	M	12	St Mawes SC	Yellow	17	2		1		5		2		3		1	1	4	1	1	1	4			
	2	5761	Jack PARKIN	M	12	Hayling Island	Yellow	20	1			2		3		1	1		1		2	1	5	5	5	1		
	3	IRL1410	Daire COURNANE	M	12	Rcyc / KYC	Yellow	31		9	2			2	4			1	2		6	2	7	2	3	15		
	4	5907	Daniel WHITELEY	M	12	PDSC	Yellow	64		5	5			1	11			2	5			15	15	NYF78	3	4	9	
	5	5896	Jamie CALDER	M	12	Loch Tummel	Yellow	66		11		9	2		2		4				10	5	11	8	9	6	32	
	6	USA16745	Parker HUGHES	M	12	Houston YC	Yellow	72		6		4	6		3		10				3	3	12	36	14	19	2	
	7	USA18295	Nicholas SCHULTZ	M	12	Team FOR/SYS	Yellow	77	5			5		14		3	8			16		8	19	3	10	2	40	
	8	IRL1355	Robert DICKSON	M	12	HYC	Yellow	80		3	10			5	5			SCP7	3			17	7	13	8	12	21	
	9	NZL4409	Leonard TAKAHASHI	M	12	Murrays Bay SC	Yellow	85		2		6	7		22		6				13	21	5	SCP11	6	9	20	
	10	6016	Max CLAPP	M	11	Royal Southern	Yellow	94		7		22	9		7		9				9	4	16	11	23	17	5	
	11	IRL1309	Conor O'BEIRNE	M	12	Rstgyc	Yellow	112	9		8		8			14		6			8	13	37	4	15	7	34	
	12	USA14582	Henry MARSHALL	M	11	Team USA	Yellow	119		1		3	1		1		3				12	49	9	22	DSQ78	22	8	
	13	5938	Milo GILL-TAYLOR	M	10	Spinnaker	Yellow	122	11		3		21			12		18			4	7	3	18	OCS78	30	16	
	14	ESP1677	Marta MUNTE	F	10	CN Salou	Yellow	131	3			8		12		16	5			12		9	25	47	4	25	28	
	15	IRL1315	Fergus FLOOD	M	12	Howth YC	Yellow	132	7			7		8		13	14			17		37	8	12	18	8	50	
	16	5817	Jenny CROPLEY	F	12	Warsash	Yellow	141		17		1	3		6		7				2	11	27	49	26	27	31	
	17	5343	David LABROUCHE	M	12	Dabchicks SC	Yellow	142	10			12	4		28	11			25		41	13	27	7	14	19		
	18	5413	James CLEMETSON	M	12	LLSC	Yellow	150		19		23	19		10		16				17	32	14	9	12	11	23	
	19	USA17422	Macey MCCANN	F	12	Texas Corinthian YC	Yellow	157		16	7			20	12			4	4			27	18	26	22	21	41	
	20	UAE314	Thomas CUNICH	M	12	Dubai Offshore SC	Yellow	159	22			18		10		4	12			7		16	20	25	29	20	27	
	21	ESP1186	Arnau GUILLEMAT	M	12	CN Salou	Yellow	169	6		11		18			18		10			14	29	21	24	19	31	17	
	22	USA13215	Max GILLETTE	M	12	Lauderdale YC	Yellow	186		63	15			32	14			7	9			14	36	19	34	24	18	
	23	5837	Thomas JOHNSON	M	12	Blackwater / Corinthian Otters	Yellow	187		38	4			9	16					11	21		45	22	14	49	15	30
	24	5872	Robert MASTERMAN	M	12	HISC / Papercourt	Yellow	197		4	9			13	17				21	15		55	34	17	11	OCS78	22	
	25	IRL1375	Richard HOGAN	M	12	Howth YC	Yellow	201	29		37		10			23					35	59	10	10	35	16	14	
	26	USA16959	Sophia REINEKE	F	12	Lauderdale YC	Yellow	204		22	12			6	25			32	13			48	24	23	16	18	45	
	27	IRL1348	Megan PARKER	F	12	Skerries SC	Yellow	207		21		10	14		46		28				33	36	23	15	17	10	46	
	28	5704	Huw EDWARDS	M	11	Port Dinorwic / Y Felinheli	Yellow	219	21			27		11		5	2			33		19	65	48	31	45	10	
	29	5877	Sophie HERITAGE	F	12	R LYM YC / Gurnard	Yellow	219		10		16	16		26		31				15	35	6	21	39	35	51	
	30	ESP116	Flavia ROBLES	F	12	C.n.vilassar DE MAR	Yellow	220	4		23		20			7		14			7	39	40	45	32	OCS78	12	
	31	ESP434	Alex BRU	M	11	C N EL Balis	Yellow	222		29		37	27		9		19				21	20	46	32	28	34	3	
	32	5975	Ross BANHAM	M	11	Bvsc / Rlyc	Yellow	223		34	18			7	13			8	26			18	42	35	24	39	35	
	33	ESP1827	Albert GELPI	M	11	Nautic EL Balis	Yellow	230		36	16			18	20			24	11			23	31	54	27	64	6	
	34	IRL1361	Aoife HOPKINS	F	12	Howth YC	Yellow	250	37			26		24		44	45			23		33	28	2	20	13	49	
	35	GER12757	Lukas HESSE	M	11	Seebucker Regatta Verein E.v.	Yellow	253	25			19		17		8	25			14		38	30	44	30	28	65	
	36	IRL1379	Daniel RAYMOND	M	12	National YC DUN Laoirghe	Yellow	263	16		6		12			21			13			20	53	17	41	41	44	57
	37	UAE304	Harry BONE-KNELL	M	11	Dubai Offshore SC	Yellow	268		14	17			43	24			15	24			26	64	39	61	41	7	
	38	5547	Robbie KING	M	11	Warsash SC	Yellow	274	13			21		28		15	27			22		28	38	43	38	55	29	
	39	5435	Rachel MAWER	F	12	Clyde Cruisingc	Yellow	278	27		13		15			10		9			5	10	43	72	43	73	58	

	40	5700	Alex PLATT	M	12	RSC	Yellow	307		8		42	26		19		13				26	58	54	37	56	29	39
	41	5812	Benno MARSTALLER	M	10	Restrouquet SC	Yellow	311	46			11		19		6	15			6		65	55	66	46	51	37
	42	5368	Emilia BOYLE	F	10	R LYM YC	Yellow	313	8		26		30			20			17		25	12	48	69	58	66	33
	43	5590	Sarah JARMAN	F	12	RLymYC	Yellow	314	17			34		22		19	22			37		43	53	56	53	40	11
	44	USA361	Talia TOLAND	F	12	Seattle YC	Yellow	317	49			24		15		37	32			18		40	58	16	45	32	67
	45	5758	Jemma VINEY	F	12	Cardiff Bay YC	Yellow	323		35	19			23	32				35	20		30	50	29	62	49	36
	46	IRL1304	Cliodhna NI SHUILLEABHAIN	F	12	Kinsale YC	Yellow	328		18	20			26	28				25	28		50	49	30	68	26	56
	47	5990	Freddie VERBURGT	M	12	Papercourt SC	Yellow	330		51		31	22		58		17				30	77	41	20	21	23	74
	48	5883	Max MOYLES	M	12	RLYC	Yellow	331	31		33		23			9			16		16	44	32	71	OCS78	63	26
	49	FRA1798	Ulysse MIGRAINE	M	10	SRH	Yellow	333		12	25			48	37				12	8		42	60	55	33	54	55
	50	5942	Joshua HAYNES	M	12	Trent Valley SC	Yellow	338	12		43		11			11			38		22	25	45	59	70	46	69
	51	5628	Tom REID	M	12	RLymYC / Mudeford	Yellow	350	32			29		16		24	21			36		51	47	61	50	56	24
	52	5830	Sam TWEEDLE	M	12	Emsworth SC	Yellow	354	20			14		25		32	23			10		62	76	33	64	37	66
	53	5502	Alistair GRANT	M	12	Alton Water	Yellow	357	18			33		30		45	40			39		57	39	38	13	50	76
	54	5980	James SCOTT	M	11	Papercourt / Welsh Harp London	Yellow	364		33		15	37		18		34				39	68	62	42	37	33	53
	55	IRL1411	Ronan COURNANE	M	11	Rcyc / KYC	Yellow	365		25		30	43		15		54				24	22	26	68	74	68	44
	56	UAE8005	Oscar LINDLEY-SMITH	M	11	ABU Dhabi International Marine SC	Yellow	373	19		22		13			40			30		31	54	56	40	60	48	64
	57	5904	Alex JOESBURY	M	12	Budworth / Gresford	Yellow	374		32		17	36		30		43				44	75	72	31	52	36	25
	58	5811	Matt THORNTON	M	12	Burghfield	Yellow	377		28	72			29	8				22	29		72	29	73	40	72	48
	59	5596	Cameron ALLEN	M	12	Emsworth SC	Yellow	378		20		35	42		31		36				23	69	44	28	51	42	68
	60	5882	Josh DAWSON	M	12	Port Dinorwic	Yellow	380	14		14		28			35			27		11	71	57	63	73	52	43
	61	5849	Phoebe WOOD	F	12	Bowmoor	Yellow	386	33			36		21		46	24			30		34	68	50	48	47	63
	62	5620	Hatty MORSLEY	F	11	Portdinorwic S C	Yellow	387	40		31		31			27			33		32	47	69	62	42	69	13
	63	5790	Iago DAVIES	M	11	Clwb Hwyllo Pwllheli	Yellow	387		23		39	17		64		48				41	46	33	53	25	71	62
	64	5600	Gethin Ilewelyn OWEN	M	11	Clwb Hwyllo Pwllheli	Yellow	391		30		38	4		33		DNF78				60	52	70	34	59	43	38
	65	5320	Chay TAYLOR	M	11	Burnham SC	Yellow	395		39		13	24		23		26				18	60	51	NYF78	54	53	73
	66	IRL1333	Donal COLLINS	M	12	Galway Bay SC (gbsc)	Yellow	400		26	21			27	35				49	43		61	59	46	44	38	72
	67	5549	Arthur BROWN	M	10	Royal Burnham YC	Yellow	407		15	24			33	41				23	19		74	61	64	47	62	59
	68	IRL1312	Harry CRAIG	M	11	Royal ST. George Y.c.	Yellow	436	36		38		32			17			42		55	56	35	NYF78	36	67	77
	69	5911	Haydn GRIFFITHS	M	12	Leigh & Lowton SC	Yellow	438	15			50		35		33	30			31		66	52	60	55	61	71
	70	5731	Vita HEATHCOTE	F	9	R.lym.y.c.	Yellow	442	60		42		56			34			20		6	24	75	65	67	74	54
	71	5559	Jasmine WAITE	F	12	Restrouquet SC	Yellow	455		37		47	38		29		20				29	70	71	57	65	58	52
	72	UAE733	Hannah FROUD	F	11	Rlyc / Dosc	Yellow	455	39		29		41			26			29		38	31	73	52	63	RAF78	75
	73	5971	Matthew VINEY	M	12	Cardiff Bay YC	Yellow	466		27		49	35		43		39				27	64	74	58	72	59	42
	74	5665	Clark RUTTER	M	11	Emsworth	Yellow	467		24		41	25		36		35				43	67	67	51	71	60	61
	75	5741	Daniel DISCOMBE	M	12	Bewl Valley SC	Yellow	476	26		48		29			22			36		61	63	77	70	57	65	60
	76	IRL1291	Richard THOMPSON	M	12	RCYC	Yellow	486		47		20	51		38		38				34	73	63	OCS78	69	57	47
	77	5927	Dan ATHERTON	M	11	Gurnard SC /	Yellow	496		13		57	39		27		41				37	76	66	67	66	70	70

DNC-Did Not come to Starting Area
ZFP-Z Flag Penalty under Rule 30.2
DNF-Did Not Finish
DNE-Disqualification Not Excludable
PEN-Penalty

DNS-Did Not Start
BFG-Black Flag Penalty under Rule 30.3
RAF-Retired After Finishing
DGM-Disqualification Not Excludable under Rule 69.1b
PNE-Penalty Not Excludable
































OCS-On Course Side of Start Line
SCP-Scoring Penalty under Rule 44.3
DSQ-Disqualification
RDG-Redress



23 - 30 July 2010 - WPNSA
VOLVO MUSTO Optimist National Championship - Junior Fleet Silver
 Entries: 76 Total Races Sailed: 18
 Provisional Results



Series Place	Sail No	Helm	M/F	Prize Age	Club	Ribbon	Series Points	1A	1B	2A	2B	3A	3B	4A	4B	5A	5B	6A	6B	7	8	9	10	11	
	1	ESP2	Eduard BONETA	M	12	C.n. EL Balis	Blue	193		41		25	34		48		29		59	8	2	4	1	1	
	2	5591	Fenella BENNETT	F	11	RLymYC	Blue	226		43	54			47	21			34	41		5	1	13	9	2
	3	5913	Kathryn HUTTON-PENMAN	F	12	Corinthian Otters	Blue	237		44	27			45	39			50	61		14	4	5	2	7
	4	IRL1307	Anna KELLY	F	12	RCYC	Blue	237	44			44		34		29	46		32		23	13	9	3	6
	5	5780	William BEDFORD	M	11	Spinnaker / Rlyc	Blue	238		40		59	49		34		18		36	1	8	12	25	11	
	6	5791	Merrick STANLEY	M	12	Llandegfedd / CBYC	Blue	238	45			40		42		59	59		27		13	3	2	8	11
	7	4923	Emlyn WILLIAMS	M	12	Cwib Hwyllo Y Felinheli	Blue	244	42			54		36		30	49		38		10	9	10	20	11
	8	IRL1347	Sorcha DONNELLY	F	12	Skerries SC	Blue	244		57		28	44		63		55		19	6	11	15	6	1	
	9	5953	Hannah BRISTOW	F	12	Budworth SC	Blue	247	28		36		55			31		31	54	18	33	8	19	11	
	10	5816	Pippa CROPLEY	F	11	Warsash	Blue	255	34		41		40			36		56	64	9	6	22	5	9	
	11	5940	Emma BAKER	F	12	Weir Wood SC	Blue	259	23			43		39		39	37		50		21	15	21	7	2
	12	IRL1170	Jamie TINGLE	M	12	Royal Cork YC	Blue	264		49		32	33		59		62		40	12	14	6	26	3	
	13	5688	Jamie SMITH	M	11	Papercourt / HISC	Blue	293	38			48		50		60	57		67		4	7	3	21	5
	14	5683	Nick ROBINS	M	11	HISC	Blue	295	71		DSQ78		48			42		44	28	20	19	7	18	11	
	15	5588	Niamh GANNON	F	12	Burghfield	Blue	302	41		39		45			57		48	56	42	12	20	16	1	
	16	5947	James BISHOP	M	12	Castle Cove	Blue	304	35		40		46			58		47	57	24	5	1	37	21	
	17	5533	Oscar WRIGHT	M	12	Papercourt	Blue	305	57		46		50			55		65	52	3	18	11	4	3	
	18	IRL1154	Ciaran FINNEGAN	M	12	WHSC	Blue	311	24			55		37		25	64		54		11	16	54	13	31
	19	5334	Huw NUNN	M	11	CBYC	Blue	312		30	30			58	45			26	51		19	23	28	50	41
	20	5901	George HAYNES	M	12	Bewl Valley SC	Blue	327	30		28		58			47		45	46	32	28	33	15	2	
	21	5253	Charlotte BOYLE	F	10	R LYM YC	Blue	331		42	51			44	52			51	56		15	10	16	22	21
	22	5955	Jaciob HAMILTON	M	12	Weir Wood SC	Blue	336	52			51		41		38	42		55		27	17	19	45	4
	23	5419	Ollie MARTINDALE	M	11	Frampton on Severn SC	Blue	354	50		52		59			49		46	51	22	22	26	59	21	
	24	IRL1393	Sam HYLAND	M	12	Rstgyc	Blue	356	51			46		56		43	65		52		17	20	46	27	2
	25	5498	Alistair LAWRENCE	M	11	Warsash SC	Blue	377		51		64	69		55		56		45	7	31	32	46	21	
	26	5876	Jonathan BROWN	M	12	Restronguet	Blue	377		61		52	65		49		51		49	37	24	14	32	8	
	27	5870	Gent EMILY	F	12	Warsash	Blue	379		45	35			38	61			70	72		26	39	18	33	1
	28	6008	Abigail BACK	F	11	Bewl Valley SC	Blue	385		71	57			40	72			39	49		25	21	39	12	3
	29	5315	Mary PERKINS	F	12	St Catherine's	Blue	385	43		47		47			61		43	53	47	30	23	30	2	
	30	5672	Ross THOMPSON	M	10	Frensham Pond SC / RLymYC	Blue	398		63	44			51	62			68	35		2	35	29	69	4
	31	5667	Bobby HEWITT	M	11	Leigh & Lowton SC	Blue	406		39		53	74		44		44		58	31	32	17	41	4	
	32	5693	Oliver HILL	M	10	Bewl Valley SC	Blue	408		59	63			54	40			54	34		58	47	45	43	2
	33	5505	Alex BIBBY	F	12	Oxford	Blue	415		58	45			46	51			41	46		35	42	57	31	51
	34	5815	Rhiannon FLACK	F	12	Spinnaker SC / Rlym YC	Blue	421	53		49		57			41		55	63	33	40	53	40	31	
	35	4758	Thomas LEES	M	12	Guernsey YC	Blue	423	47			63		31		51	69		45		29	26	63	39	3
	36	6017	Hattie ROGERS	F	10	RLymYC	Blue	432	62			45		52		48	33		47		16	52	71	56	5
	37	5153	Hamish TAYLOR	M	11	CCC	Blue	437	64		32		60			65		66	42	48	37	25	52	3	
	38	54	Merlin PLANT	M	8	Miami YC	Blue	440	70			65		77		63	53		57		30	38	43	10	51
	39	IRL1148	Eogahan O BUACHALLA	M	11	Tralee Bay S C	Blue	451	58		55		53			73		52	50	38	36	48	53	3	
	40	IRL1098	Daragh CONNELL	M	11	Skerries S C	Blue	452	67		62		54			64		67	48	71	25	34	24	41	
	41	5757	Sam VINEY	M	12	Cardiff BAT YC	Blue	460	56			62		55		66	50		42		40	51	37	64	41
	42	5673	Freddie LOCKETT	M	11	Barnt Green	Blue	461	54			56		49		67	67		71		34	46	51	17	41
	43	5751	William KNATCHBULL	M	11	Great Moor SC	Blue	468	61		34		52			54		57	73	46	34	38	35	6	
	44	5251	Isabella MINKS	F	12	Corinthian Otters	Blue	474	65			60		60		70	60		65		43	29	27	23	4
	45	5634	William HALL	M	10	CBYC	Blue	478	55			72		53		69	47		44		41	64	67	38	6

	46	IRL1164	Criofan GUILFOYLE	M	12	Royal Cork YC	Blue	496		54	58			65	54			62	59		57	62	41	11	5	
	47	5664	Dominic HALL	M	12	Papercourt SC	Blue	502		52	66			64	53			60	60		55	59	64	34	4	
	48	5878	Niccolo VETTA	M	12	Annandale	Blue	504		65	53			70	56			64	40		63	27	31	44	7	
	49	5964	Tom FENEMORE	M	12	Bart Green	Blue	512		53	50			61	47			40	58		73	66	50	60	5	
	50	5881	Alice SMITH	F	11	Papercourt	Blue	516	69			66		63		50	75		62		59	54	36	28	3	
	51	5713	Oliver HENDERSON	M	12	Seaview Yatchc	Blue	522		67	65			75	74			74	69		50	43	40	42	2	
	52	5826	Philippa CHANDLER	F	12	Emsworth SC	Blue	522	66			58		62		53	63		66		56	50	49	36	3	
	53	5489	Tadhg OFARRELL	M	11	WSC / Rlyc	Blue	523		55		67	67		50		52		62		51	57	60	51	5	
	54	5970	Rhys LEWIS	M	9	CBYC	Blue	525		60	61			57	69			59	48		65	NYF78	70	29	5	
	55	5506	Oliver MORRELL	M	11	Royal Lymington YC	Blue	532	48		59		62			62		71	67		28	41	24	63	0	
	56	5293	Iain SWORD	M	11	Loch Tummel SC	Blue	537		48		71	63		60		61		47		45	56	42	55	6	
	57	5677	Matt WALKER-MORECROFT	M	12	Bowmoor	Blue	544	59		60		64			52		61	69		36	49	68	49	7	
	58	5575	Alaric BATES	M	10	Bowmoor / CBYC	Blue	545	68		67		66			56		58	68		44	61	55	54	4	
	59	5011	Fred SIMPSON	M	12	Seaview	Blue	548		74	71			73	73			75	75		61	45	44	14	11	
	60	5477	Nicola STAGG	F	12	Bowmoor	Blue	560		68	74			59	68			53	74		62	63	62	58	1	
	61	5722	Cora KENMUIR-HOGG	F	12	Staunton Harold SC	Blue	566	63			61		66		72	68		70		39	44	58	67	5	
	62	5566	Mila MONAGHAN	F	10	Cardiff Bay YC	Blue	567		47	75			71	57			37	64		60	68	73	OCS78	6	
	63	5563	Helen SCEALES	F	11	Yarmouth SC	Blue	576		70		68	71		67		58		65		53	60	56	48	3	
	64	5776	Tomek BRUML	M	12	Royal Lymington YC	Blue	579		64	68			68	42			28	53		49	71	72	OCS78	6	
	65	5144	Harry BARTLETT	M	12	Sea View	Blue	594	74			74		69		74	66		73		68	53	47	47	5	
	66	5601	Freddie RUSSELL-JONES	M	12	Sea View YC	Blue	601		56	56			72	65			73	68		54	55	52	61	8	
	67	5466	George GENT	M	12	RLYC	Blue	602	75			73		67		68	70		63		70	48	35	70	4	
	68	5499	Charlotte BASSETT	F	12	Papercourt	Blue	604		66	69			74	70			69	76		52	58	30	62	5	
	69	5618	Rosie WILLIAMSON	F	11	Bowmoor	Blue	645	72		64		70			71		63	66		67	65	65	71	6	
	70	5015	Alex JONES	M	11	CCSC	Blue	663		DNC78		69	61		66		73		70		66	67	66	57	D	
	71	5919	Isabella BLACK	F	11	BVSC	Blue	693		69		70	68		75		71		74		64	73	75	68	7	
	72	4462	Matthew LECKIE	M	11	Budworth	Blue	695	73		70		72			75		72		72		74	72	59	72	6
	73	5936	Oliver DOBBS	M	11	Seaview YC	Blue	708		75	73			76	77			76	77		72	69	61	66	6	
	74	4903	Nia BERRY	F	12	CBYC	Blue	722		72		75	75		76		72		75	NYF78	NYF78	74	65	6		
	75	4876	Clementine MOCKETT	F	12	Seaview	Blue	726		73		NYF78	73		71		74		71	69	70	69	NYF78	N		
	76	5707	Elizabeth SHERWOOD	F	12	HISC	Blue	780		NYF78		NYF78	NYF78		NYF78		NYF78		NYF78	NYF78	NYF78	NYF78	NYF78	NYF78	N	

DNC-Did Not come to Starting Area
ZFP-Z Flag Penalty under Rule 30.2
DNF-Did Not Finish
DNE-Disqualification Not Excludable
PEN-Penalty

DNS-Did Not Start
BFG-Black Flag Penalty under Rule 30.3
RAF-Retired After Finishing
DGM-Disqualification Not Excludable under Rule 69.1b
PNE-Penalty Not Excludable

OCS-On Course Side of Start Line
SCP-Scoring Penalty under Rule 44.3
DSQ-Disqualification
RDG-Redress