
















Renaissance Junior Gold Cup 2016

Results are final as of 16:50 on October 29, 2016

Overall

Sailed: 14, Discards: 2, To count: 12, Entries: 41, Scoring system: Appendix A

| Rank | Sail # | Nat | HelmName | Club | Sex | R1 | R2 | R3 | R4 | R5 | R6 | R7 | R8 | R9 | R10 | R11 | R12 | R13 | R14 | Total | Nett |
|------|-----------|---|------------------------------|-------|-----|------------|------------|------|--------|--------|--------|--------|--------|------------|--------|------------|--------|--------|--------|-------|-------|
| 1st | ISV 642 |  ISV | Mia Nicolosi | | F | 2.0 | 3.0 | 1.0 | 4.0 | 4.0 | 1.0 | 1.0 | 3.0 | (27.0) | 1.0 | 5.0 | 5.0 | 5.0 | (8.0) | 70.0 | 35.0 |
| 2nd | SUI 1801 |  SUI | Adrian Surocca | | M | 1.0 | 8.0 | 3.0 | 6.0 | 9.0 | 7.0 | 6.0 | (22.0) | 4.0 | 8.0 | 9.0 | 3.0 | 3.0 | (11.0) | 100.0 | 67.0 |
| 3rd | GER 1111 |  GER | Roko Mohr | | M | 5.0 | 12.0 | 5.0 | 2.0 | 6.0 | (15.0) | 13.0 | 13.0 | 5.0 | 7.0 | 3.0 | 7.0 | (16.0) | 2.0 | 111.0 | 80.0 |
| 4th | IRL 1558 |  IRL | Tom Higgins | | M | 7.0 | 14.0 | 4.0 | 1.0 | 1.0 | 4.0 | 2.0 | 12.0 | (15.0) | 15.0 | 11.0 | 4.0 | 9.0 | (33.0) | 132.0 | 84.0 |
| 5th | URU 187 |  URU | Santiago Pacheco | | M | (42.0 DSQ) | 11.0 | 9.0 | 7.0 | 8.0 | 2.0 | 14.0 | (18.0) | 2.0 | 4.0 | 4.0 | 15.0 | 1.0 | 14.0 | 151.0 | 91.0 |
| 6th | NOR 3919 |  NOR | Mathias Berthet | | M | 17.0 | 10.0 | 8.0 | 5.0 | (20.0) | (21.0) | 3.0 | 2.0 | 12.0 | 11.0 | 6.0 | 10.0 | 10.0 | 7.0 | 142.0 | 101.0 |
| 7th | BER 1011 |  BER | Ahzai Smith | RBYC | M | 6.0 | (23.0) | 6.0 | 13.0 | 17.0 | 3.0 | 11.0 | 7.0 | 1.0 | 13.0 | 10.0 | 14.0 | (24.0) | 1.0 | 149.0 | 102.0 |
| 8th | DEN 8482 |  DEN | Rebekka Johannesen | | F | 10.0 | (15.0) | 7.0 | 3.0 | 11.0 | 13.0 | 7.0 | 6.0 | (20.0) | 14.0 | 7.0 | 11.0 | 4.0 | 12.0 | 140.0 | 105.0 |
| 9th | SWE 4677 |  SWE | Marius Westerlind | | M | 3.0 | 7.0 | 2.0 | 10.0 | 10.0 | 12.0 | (24.0) | 15.0 | 3.0 | (20.0) | 2.0 | 20.0 | 13.0 | 9.0 | 150.0 | 106.0 |
| 10th | USA 19641 |  USA | Colleen O'Brien | | F | 9.0 | 6.0 | 15.0 | (21.0) | 13.0 | 6.0 | 18.0 | 5.0 | 6.0 | 6.0 | 8.0 | (22.0) | 6.0 | 10.0 | 151.0 | 108.0 |
| 11th | BER 1224 |  BER | Christian Ebbin | RBYC | M | 4.0 | 9.0 | 22.0 | (27.0) | 5.0 | 22.0 | 16.0 | 8.0 | (34.0) | 9.0 | 1.0 | 16.0 | 2.0 | 4.0 | 179.0 | 118.0 |
| 12th | GBR 6354 |  GBR | Jamie Cook | | M | 13.0 | (21.0) | 19.0 | 8.0 | 2.0 | 5.0 | 4.0 | 1.0 | 8.0 | 10.0 | (42.0 UFD) | 18.0 | 21.0 | 15.0 | 187.0 | 124.0 |
| 13th | DEN 8557 |  DEN | Jens-Christian Dehn-Tottehoj | | M | 19.0 | 13.0 | 14.0 | 9.0 | 14.0 | 8.0 | 10.0 | 4.0 | 18.0 | 5.0 | (42.0 UFD) | 9.0 | (22.0) | 13.0 | 200.0 | 136.0 |
| 14th | BER 1939 |  BER | Jordan Etemadi | RBYC | M | (42.0 OCS) | 1.0 | 24.0 | 15.0 | 3.0 | 10.0 | 25.0 | 21.0 | 7.0 | 12.0 | (42.0 UFD) | 1.0 | 18.0 | 6.0 | 227.0 | 143.0 |
| 15th | AUS 1684 |  AUS | Blake Wilson | | M | 12.0 | 5.0 | 13.0 | 18.0 | (23.0) | 16.0 | 12.0 | 11.0 | 17.0 | 2.0 | (42.0 UFD) | 6.0 | 17.0 | 21.0 | 215.0 | 150.0 |
| 16th | BER 1010 |  BER | Sebastian Kempe | RBYC | M | 14.0 | 2.0 | 20.0 | (29.0) | (25.0) | 25.0 | 20.0 | 23.0 | 14.0 | 17.0 | 14.0 | 2.0 | 23.0 | 3.0 | 231.0 | 177.0 |
| 17th | ARG 3478 |  ARG | Amparo Stupenengo Pefaur | | F | 8.0 | 16.0 | 17.0 | 14.0 | 22.0 | 20.0 | 8.0 | 17.0 | 9.0 | 16.0 | (23.0) | 17.0 | 14.0 | (23.0) | 224.0 | 178.0 |
| 18th | BER 1001 |  BER | Micah Thomas Raynor | RBYC | M | (26.0) | (29.0) | 10.0 | 20.0 | 7.0 | 9.0 | 15.0 | 14.0 | 25.0 | 26.0 | 12.0 | 23.0 | 8.0 | 17.0 | 241.0 | 186.0 |
| 19th | ANT 1 |  ANT | River Andrews | | M | (42.0 OCS) | 19.0 | 12.0 | 11.0 | 16.0 | 17.0 | 5.0 | 9.0 | 13.0 | 27.0 | 16.0 | 28.0 | 26.0 | (29.0) | 270.0 | 199.0 |
| 20th | NZL 4558 |  NZL | Joshua Hyde | | M | 23.0 | (42.0 OCS) | 21.0 | 16.0 | 19.0 | 18.0 | 9.0 | 19.0 | 16.0 | (24.0) | 20.0 | 8.0 | 15.0 | 16.0 | 266.0 | 200.0 |
| 21st | FIN 1108 |  FIN | Ellen Ormio | | F | 11.0 | (26.0) | 23.0 | 12.0 | 18.0 | 23.0 | 19.0 | 16.0 | 23.0 | 18.0 | 15.0 | 12.0 | 25.0 | (30.0) | 271.0 | 215.0 |
| 22nd | BER 1044 |  BER | Aiden Lopes | RHADC | M | 18.0 | 4.0 | 18.0 | 32.0 | (35.0) | 24.0 | (39.0) | 27.0 | 30.0 | 3.0 | 13.0 | 19.0 | 7.0 | 27.0 | 296.0 | 222.0 |
| 23rd | BER 1205 |  BER | Magnus Ringsted | RBYC | M | 16.0 | 24.0 | 26.0 | 26.0 | 12.0 | 11.0 | 22.0 | 10.0 | (40.0) | 28.0 | 17.0 | (29.0) | 20.0 | 19.0 | 300.0 | 231.0 |
| 24th | BER 2001 |  BER | Rian Geraghty-McDonnell | RBYC | M | (42.0 OCS) | 20.0 | 16.0 | 23.0 | 26.0 | 27.0 | 23.0 | 24.0 | 26.0 | 21.0 | (42.0 UFD) | 13.0 | 11.0 | 5.0 | 319.0 | 235.0 |
| 25th | BER 1208 |  BER | Jack Hildebrand | RBYC | M | 20.0 | 25.0 | 29.0 | 17.0 | 15.0 | 14.0 | 17.0 | 25.0 | (36.0) | 32.0 | 21.0 | 32.0 | 29.0 | (34.0) | 346.0 | 276.0 |
| 26th | BER 2511 |  BER | Leyli Walker | RBYC | F | 15.0 | 18.0 | 11.0 | 33.0 | 29.0 | 35.0 | 31.0 | 28.0 | (42.0 UFD) | 19.0 | 22.0 | 25.0 | 12.0 | (38.0) | 358.0 | 278.0 |
| 27th | BER 1101 |  BER | Jacob Pimentel | RHADC | M | 27.0 | 22.0 | 27.0 | 22.0 | 24.0 | (29.0) | 26.0 | 20.0 | (38.0) | 29.0 | 19.0 | 24.0 | 28.0 | 28.0 | 363.0 | 296.0 |

| Rank | Sail # | Nat | HelmName | Club | Sex | R1 | R2 | R3 | R4 | R5 | R6 | R7 | R8 | R9 | R10 | R11 | R12 | R13 | R14 | Total | Nett |
|------|-------------|---|-------------------------|-------|-----|---------------|--------|--------|---------------|--------|--------|---------------|---------------|--------|--------|---------------|--------|--------|--------|-------|-------|
| 28th | BER 1099 |  | Nicholas Bridges | RHADC | M | 30.0 | 32.0 | (33.0) | 25.0 | 27.0 | 26.0 | 21.0 | 30.0 | 28.0 | 25.0 | 18.0 | (36.0) | 31.0 | 24.0 | 386.0 | 317.0 |
| 29th | BER 428 |  | Christopher Adderley | RBYC | M | 25.0 | 28.0 | (35.0) | 19.0 | 21.0 | 19.0 | 28.0 | 34.0 | (37.0) | 35.0 | 27.0 | 30.0 | 33.0 | 26.0 | 397.0 | 325.0 |
| 30th | BER 1008 |  | Thomas Evans | RBYC | M | (42.0 OCS) | 34.0 | 28.0 | (35.0) | 33.0 | 31.0 | 32.0 | 26.0 | 10.0 | 30.0 | 29.0 | 26.0 | 19.0 | 31.0 | 406.0 | 329.0 |
| 31st | ITA 1004 |  | Ubaldo Bruni | RBYC | M | 22.0 | 27.0 | 25.0 | 24.0 | 28.0 | 28.0 | 27.0 | 31.0 | (39.0) | 33.0 | (42.0 DSQ) | 35.0 | 32.0 | 25.0 | 418.0 | 337.0 |
| 32nd | BER 1042 |  | Genevieve Lau | RBYC | F | 33.0 | 30.0 | 32.0 | 31.0 | 32.0 | 32.0 | 30.0 | (35.0) | 21.0 | 31.0 | 25.0 | 33.0 | (34.0) | 20.0 | 419.0 | 350.0 |
| 33rd | BER 1018 |  | Peter Komposch | RBYC | M | 21.0 | (38.0) | 36.0 | 36.0 | 34.0 | (38.0) | 36.0 | 33.0 | 11.0 | 36.0 | 28.0 | 31.0 | 30.0 | 22.0 | 430.0 | 354.0 |
| 34th | BER 1129 |  | Laura Hupman | RBYC | F | 24.0 | 35.0 | 34.0 | 37.0 | (38.0) | 36.0 | (38.0) | 37.0 | 22.0 | 22.0 | 26.0 | 21.0 | 35.0 | 32.0 | 437.0 | 361.0 |
| 35th | BER 1117 |  | Fiachra McDonnell | RBYC | M | (42.0 OCS) | 17.0 | 40.0 | (42.0 DNS) | 36.0 | 39.0 | 29.0 | 36.0 | 33.0 | 23.0 | 42.0 UFD | 27.0 | 27.0 | 18.0 | 451.0 | 367.0 |
| 36th | BER 1226 |  | Nicole Stovell | RBYC | F | 29.0 | 33.0 | 31.0 | 28.0 | (40.0) | 33.0 | 33.0 | 29.0 | 35.0 | (37.0) | 24.0 | 34.0 | 37.0 | 35.0 | 458.0 | 381.0 |
| 37th | BER 1600 |  | Jack Roberts | RHADC | M | 32.0 | 37.0 | 37.0 | 38.0 | 31.0 | 30.0 | 34.0 | (42.0 OCS) | 19.0 | (41.0) | 33.0 | 37.0 | 39.0 | 36.0 | 486.0 | 403.0 |
| 38th | BER 1115 |  | Cole Summers | RBYC | M | 31.0 | 31.0 | 38.0 | 30.0 | 30.0 | 34.0 | 37.0 | 39.0 | 29.0 | 40.0 | 30.0 | (41.0) | (41.0) | 37.0 | 488.0 | 406.0 |
| 39th | BER 1027 |  | Skye Oliveira | RBYC | F | 28.0 | 36.0 | 30.0 | 34.0 | 37.0 | 37.0 | 35.0 | 32.0 | 31.0 | (38.0) | 32.0 | 38.0 | 38.0 | (40.0) | 486.0 | 408.0 |
| 40th | BER 1121 |  | Jacob Hodder | RHADC | M | 35.0 | 39.0 | 39.0 | (42.0 DNF) | (41.0) | 40.0 | 40.0 | 38.0 | 32.0 | 34.0 | 34.0 | 39.0 | 36.0 | 41.0 | 530.0 | 447.0 |
| 41st | BER 1056 |  | Gianni Santucci | RHADC | M | 34.0 | 40.0 | 41.0 | (42.0 DNF) | 39.0 | 41.0 | (42.0 DNC) | 42.0 DNC | 24.0 | 39.0 | 31.0 | 40.0 | 40.0 | 39.0 | 534.0 | 450.0 |

Race 1: URU DSQ under Rule 11.
Race 11: ITA DSQ for failing to sail the course.

Scoring codes used

| Code | Description | Points |
|------|--|--------|
| DNC | Did not come to the starting area | 42 |
| DNF | Started but did not finish | 42 |
| DNS | Came to the start area but did not start | 42 |
| DSQ | Disqualification | 42 |
| OCS | On course side at start or broke rule 30.1 | 42 |
| UFD | Disqualification | 42 |

Sailwave Scoring Software 2.19.8
www.sailwave.com

<https://juniorgoldcup.com/>